



Marathwada Shikshan Prasarak Mandal's  
**Deogiri College, Aurangabad**  
 Feedback by Students  
 On  
**CURRICULUM**  
**(2016 - 2017)**

Name of the Student: Kale Rohini Ashokerao Class: B.Sc. III  
 Subject: Analytical chemistry Roll No: 120

Sr. No	Parameters (Tick appropriate one)	Excellent	Good	Average	Below Average
1.	Fulfilment of my learning needs	✓			
2.	Applicability of the curriculum to real life situations	✓			
3.	Clarity about the course objectives		✓		✓
4.	Weightage given to employability	✓			
5.	Weightage given to skill development		✓		
6.	Structure of the syllabus		✓		
7.	Difficulty level of the course content	✓			
8.	Promotion of independent thinking by curriculum	✓			
9.	Exposure to new knowledge and practices	✓			
10.	Weightage to practical/field work	✓			
11.	Creation of interest to pursue higher education	✓			
12.	Overall rating	✓			

  
**Principal**  
**Deogiri College,**  
**Aurangabad.**




  
 Signature with date


Marathwada Shikshan Prasarak Mandal's  
**Deogiri College, Aurangabad**  
 Feedback by Students  
 On  
**CURRICULUM**  
**(2016 - 2017)**

Name of the Student: Kharat Gajanan Bapurao Class: B.A<sup>II</sup> y.2  
 Subject: Economics Roll No: 135

Sr. No	Parameters (Tick appropriate one)	Excellent	Good	Average	Below Average
1.	Fulfilment of my learning needs	✓			
2.	Applicability of the curriculum to real life situations	✓			
3.	Clarity about the course objectives	✓			
4.	Weightage given to employability	✓			
5.	Weightage given to skill development		✓		
6.	Structure of the syllabus	✓			
7.	Difficulty level of the course content	✓			
8.	Promotion of independent thinking by curriculum	✓			
9.	Exposure to new knowledge and practices	✓		"	
10.	Weightage to practical/field work	✓			
11.	Creation of interest to pursue higher education	✓			
12.	Overall rating	✓			

  
**Principal**  
**Deogiri College,**  
**Aurangabad.**




  
 Signature with date

Marathwada Shikshan Prasarak Mandal's  
**Deogiri College, Aurangabad**  
Feedback by Students


On  
**CURRICULUM**  
**(2016 - 2017)**

Name of the Student: Deore Ketki Vilas Class: B.Com III  
Subject: ..... Roll No: 104

Sr. No	Parameters (Tick appropriate one)	Excellent	Good	Average	Below Average
1.	Fulfilment of my learning needs	✓			
2.	Applicability of the curriculum to real life situations	✓			
3.	Clarity about the course objectives	✓			
4.	Weightage given to employability	✓			
5.	Weightage given to skill development		✓		
6.	Structure of the syllabus	✓			
7.	Difficulty level of the course content	✓			
8.	Promotion of independent thinking by curriculum	✓			
9.	Exposure to new knowledge and practices		✓		
10.	Weightage to practical/field work	✓			
11.	Creation of interest to pursue higher education	✓			
12.	Overall rating	✓			

  
**Principal**  
**Deogiri College,**  
**Aurangabad.**




  
Signature with date

## **Analysis of Feedback by Students on Curriculum– 2016-2017**

In Academic year 2016-2017 the survey were conducted to collect the feedback on curriculum by students from various disciplines which include Arts, Commerce & Science. In this survey total 102 students gave their responses on curriculum. Following are some aspects used to collect the student's feedback on curriculum.

1. Fulfillment of my (students) Learning Needs
2. Applicability of the Curriculum to Real Life Situation
3. Clarity about the Course Objectives
4. Weightage Given to Employability
5. Weightage Given to Skill Development
6. Structure of the Syllabus
7. Difficulty Level of the Course Content
8. Promotion of Independent Thinking by Curriculum
9. Exposure to New Knowledge and Practices
10. Weightage to Practical / Field Work
11. Creation of Interest to pursue higher Education
12. Overall Rating

**Total 102 Students marked their responses on curriculum.**

  
**Principal  
Deogiri College,  
Aurangabad.**



**1. Fulfillment of my (students) Learning Needs:**

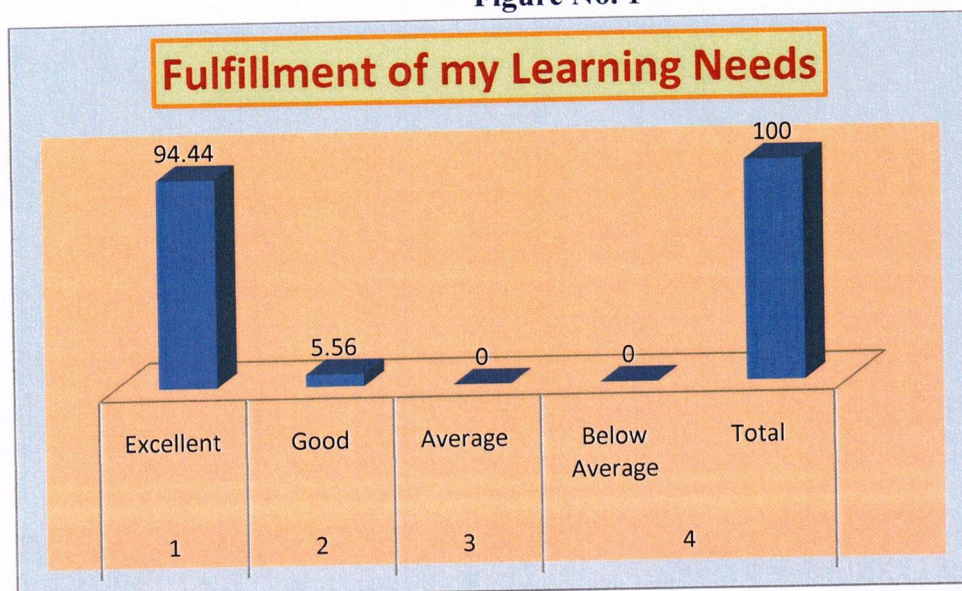
**Total responses: 102**

**Table No. 1**


**Fulfillment of my (students) Learning Needs**

Sr. No.	Particulars	No. of Respondents (in %)
1	Excellent	94.44
2	Good	5.56
3	Average	0
4	Below Average	0
	Total	100

**Figure No. 1**



The above Table & Figure no. 1 indicates the responses of students on fulfillment of their learning needs by curriculum. Total 102 respondents marked their responses. It is observed that 94.44% students rated as excellent whereas 5.56 opined as good in this respect. Nobody select the option average and below average for curriculum.

  
**Principal  
Deogiri College,  
Aurangabad.**



## 2. Applicability of the Curriculum to Real Life Situation:

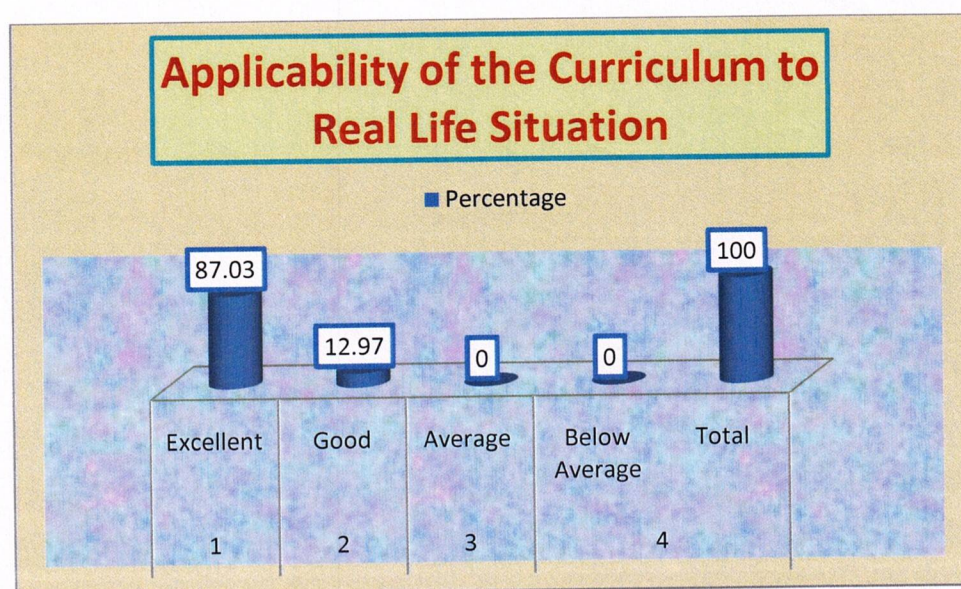
Total responses: 94

Table No. 2


### Applicability of the Curriculum to Real Life Situation

Sr. No.	Particulars	No. of Respondents (in %)
1	Excellent	87.03
2	Good	12.97
3	Average	0
4	Below Average	0
	Total	100

Figure No. 2



The above table & figure no. 2 shows the responses about applicability of the curriculum to real life situation. Total 94 respondents gave their responses. It is observed that the 87.03% respondents graded this issue in curriculum as excellent and 12.97% as good. It is remarkable that responses not received for average and below average option given for grading this issue.

  
Principal  
Deogiri College,  
Aurangabad



### 3. Clarity about the Course Objectives:

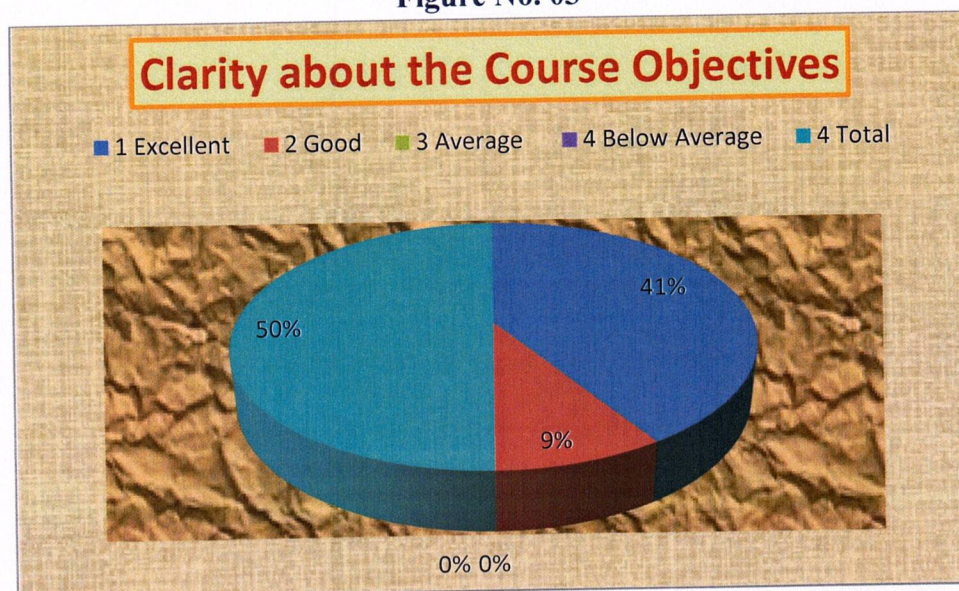
Total responses: 89

Table No. 03


#### Clarity about the Course Objectives

Sr. No.	Particulars	No. of Respondents (in %)
1	Excellent	82.4
2	Good	17.6
3	Average	0
4	Below Average	0
	Total	100

Figure No. 03



The above table & figure no. 3 highlights the information about clarity about the course objectives through curriculum. From the total 89 respondents, more than  $\frac{3}{4}$  of the respondents rated clarity about the course objectives in curriculum is found excellent. 17.6% respondents marked their responses as good. Nobody responded to the option average and below average in this respect.

  
**Principal**  
**Deogiri College,**  
**Aurangabad.**



#### 4. Weightage Given to Employability:

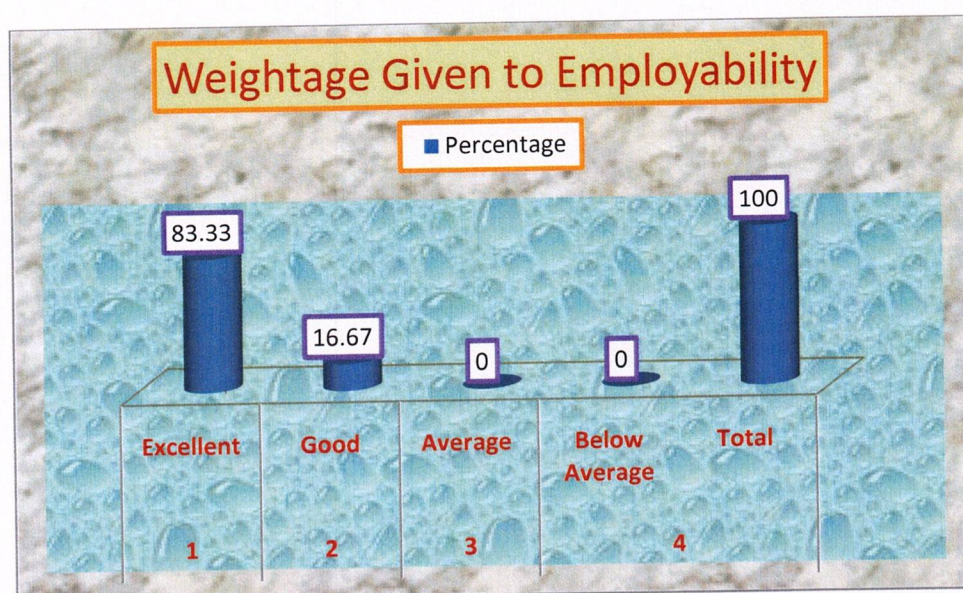
Total responses: 90

Table No. 04


#### Weightage Given to Employability

Sr. No.	Particulars	No. of Respondents (in %)
1	Excellent	83.33
2	Good	16.67
3	Average	0
4	Below Average	0
	Total	100

Figure No. 04



When question regarding Weightage given to employability in curriculum asked to respondents, from the 90 respondents the majority 83.33% respondents marked as excellent, followed by 16.67% opined it as good.

  
Principal  
Deogiri College,  
Aurangabad.





### 5. Weightage Given to Skill Development:

Total responses: 78

Table No. 5


#### Weightage Given to Skill Development

Sr. No.	Particulars	No. of Respondents (in %)
1	Excellent	72.22
2	Good	27.78
3	Average	0
4	Below Average	0
	Total	100

Figure No. 05



The above table & figure no. 05 indicates the analysis about Weightage given to skill development in curriculum. It is noted that maximum 72.22% respondents opined regarding this issues as excellent whereas 27.78% think it is good.

  
Principal  
Deogiri College,  
Aurangabad.



## 6. Structure of the Syllabus:


Total responses: 87

Table No. 06


### Structure of the Syllabus

Sr. No.	Particulars	No. of Respondents (in %)
1	Excellent	80.55
2	Good	19.45
3	Average	0
4	Below Average	0
	Total	100

Figure No. 6



In the survey question about structure of syllabus were asked to students. The table & figure no. 6 indicates that the highest number students (i.e. 80.55%) say the structure of the syllabus in curriculum found excellent and 19.45% think it is good. Responses not received to the option average and below average option.

  
Principal  
Deogiri College,  
Aurangabad.



## 7. Difficulty Level of the Course Content:

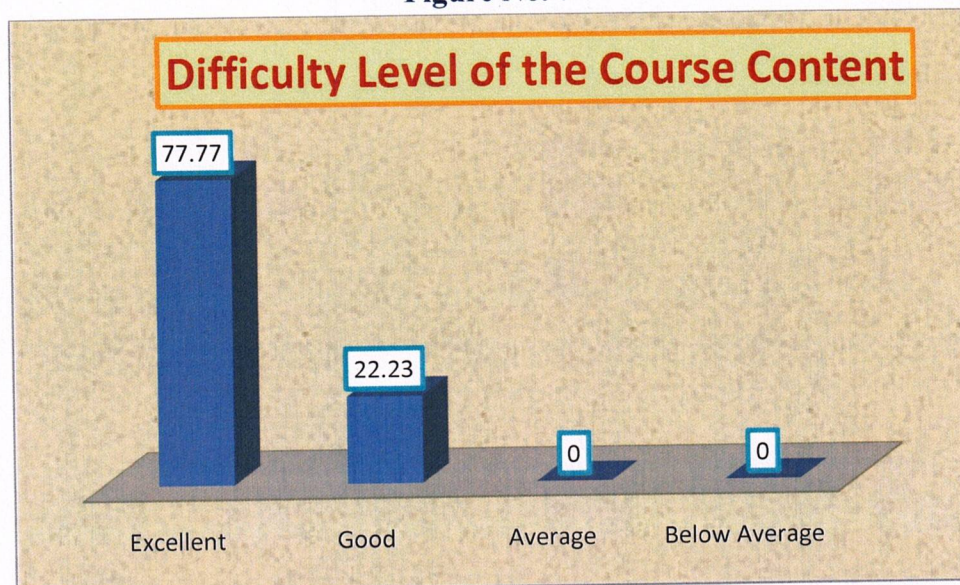
Total responses: 84

Table No. 7


### Difficulty Level of the Course Content

Sr. No.	Particulars	No. of Respondents (in %)
1	Excellent	77.77
2	Good	22.23
3	Average	0
4	Below Average	0
	Total	100

Figure No. 7



The table & figure no. 7 shows the information regarding difficulty level of the course content in curriculum. It is observed that 77.77% students graded difficulty level of course content is excellent and 22.23 say good in this respect. 0 responses received found to option average and below average in this respect.

  
Principal  
Deogiri College,  
Aurangabad.



### 8. Promotion of Independent Thinking by Curriculum:

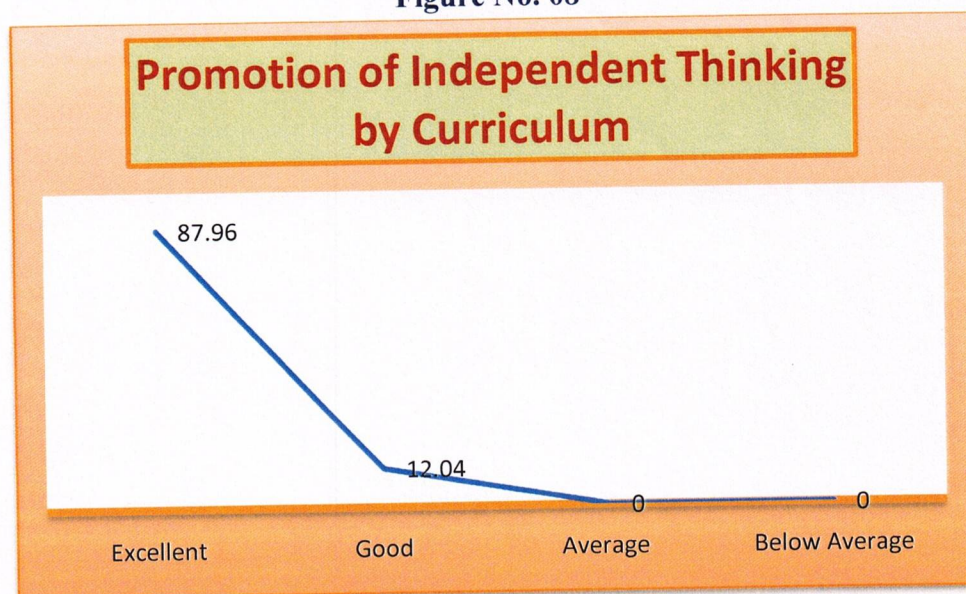
Total responses: 95

Table No. 08


#### Promotion of Independent Thinking by Curriculum

Sr. No.	Particulars	No. of Respondents (in %)
1	Excellent	87.96
2	Good	12.04
3	Average	0
4	Below Average	0
	Total	100

Figure No. 08



From the total 95 respondents, 87.96% respondents think promotion of independent thinking by curriculum is excellent and 12.04 marked it as good. Nobody replied as average and below average in this respect.

  
Principal  
Deogiri College,  
Aurangabad.



### 9. Exposure to New Knowledge and Practices:

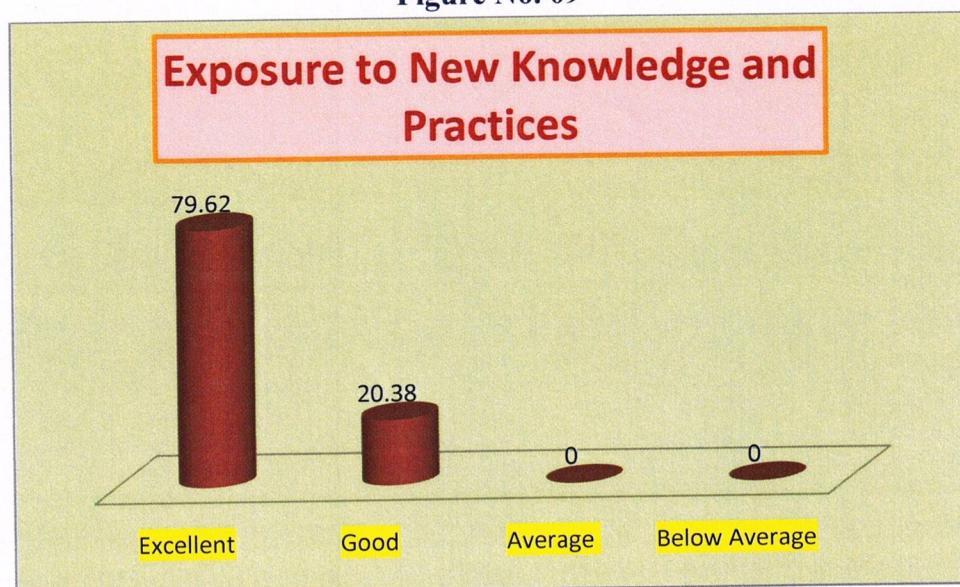
Total responses: 86

Table No. 09


#### Exposure to New Knowledge and Practices

Sr. No.	Particulars	No. of Respondents (in %)
1	Excellent	79.62
2	Good	20.38
3	Average	0
4	Below Average	0
	Total	100

Figure No. 09



The table and figure no. 9 indicates the analysis about exposure to new knowledge and practices. From the total 86 respondents more than  $\frac{3}{4}$  replied in this respect as excellent and 20.38% rated as exposure to new knowledge and practices in curriculum found good. Nobody selected to average and below average option.

  
Principal  
Deogiri College,  
Aurangabad.



### 10. Weightage to Practical / Field Work:

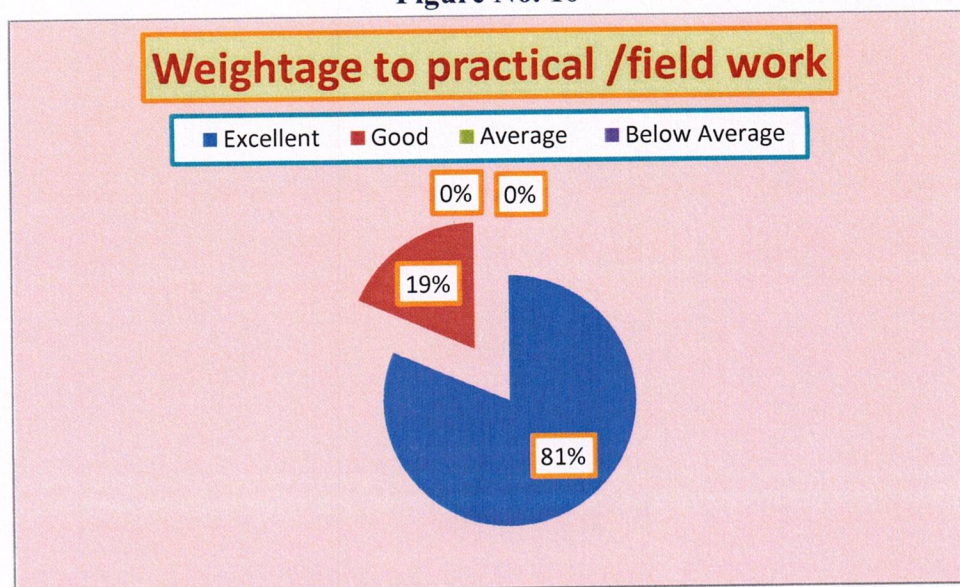
Total responses: 88

Table No. 10


#### Weightage to Practical / Field Work

Sr. No.	Particulars	No. of Respondents (in %)
1	Excellent	81.48
2	Good	18.52
3	Average	0
4	Below Average	0
	Total	100

Figure No. 10



The table and figure no. 10 shows the responses of students regarding Weightage to practical /field work in curriculum. It is noted that the 81.48% respondents opined Weightage given to practical / field work in curriculum as excellent followed by 18.52% think it as good. Average and below average option were not selected by any one while answering this question.

  
Principal  
Deogiri College,  
Aurangabad.



### 11. Creation of Interest to pursue higher Education:

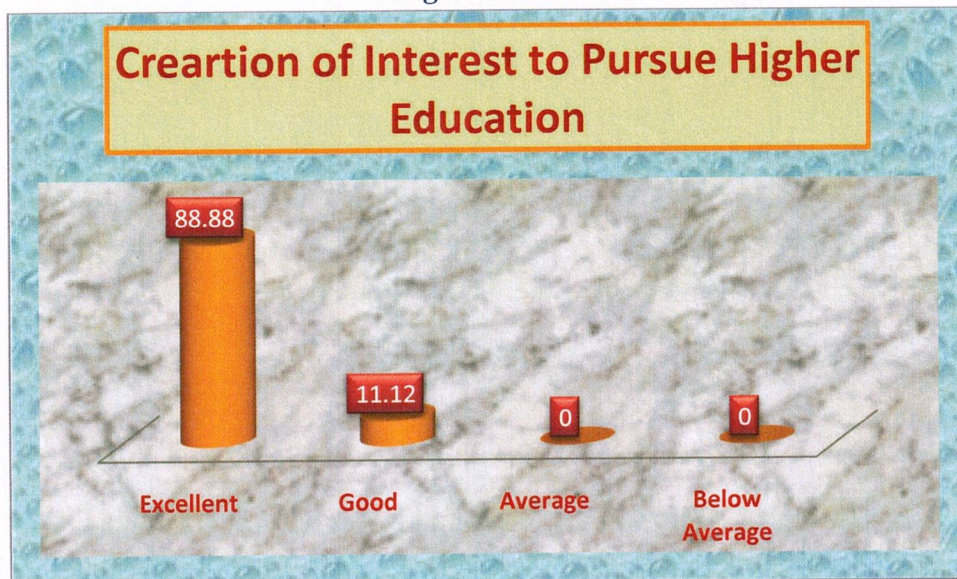
Total responses: 96

Table No. 11


#### Creation of Interest to pursue higher Education

Sr. No.	Particulars	No. of Respondents (in %)
1	Excellent	88.88
2	Good	11.12
3	Average	0
4	Below Average	0
	Total	100

Figure No. 11



The above table and figure no. 11 indicates the responses about creation of interest to pursue higher education. It is observed that 88.88% respondents remarked that creation of interest to pursue higher in curriculum is found excellent, followed by 11.12% think it is as good.

  
Principal  
Deogiri College,  
Aurangabad.



## 12. Overall Rating:

Total responses: 100


Table No. 12  
Overall Rating


Sr. No.	Particulars	No. of Respondents (in %)
1	Excellent	92.59
2	Good	7.41
3	Average	0
4	Below Average	0
	Total	100

Figure No. 12



The table and figure no. 12 highlights the responses of students rating to curriculum. From the 100 respondents, 92.59% rated to curriculum as excellent and 7.41% found it is good. Responses not received to average and below average option.

  
Principal  
Deogiri College,  
Aurangabad.






**Conclusion:**

The consolidated feedback report is shared with the all HOD's / Coordinators / Officials of different departments for further appropriate action and decision making.



IQAC Coordinator

**Co-ordinator,  
IQAC, Deogiri College,  
Aurangabad.**




Principal

**Principal  
Deogiri College,  
Aurangabad.**


Marathwada Shikshan Prasarak Mandal's  
**Deogiri College, Aurangabad**  
 Feedback by Teachers  
 On  
**CURRICULUM**  
**(2016 - 2017)**

Name of the Teacher: A. B. Poddeshi ..... Designation: Asso. Professor  
 Program: B.Sc. ..... Subject: Zoology .....

Sr. No	Parameters (Tick appropriate one)	Excellent	Good	Average	Below Average
1	Applicability of the syllabus to local developmental needs			✓	
2.	Difficulty level of the syllabus		✓		
3.	Clarity about the course objectives		✓		
4.	Weightage given to employability			✓	
5.	Depth of the course content		✓		
6.	Incorporation of latest knowledge & information		✓		
7.	Research Possibilities	✓			
8.	Mechanism used for development/revision of curriculum by BoS		✓		
9.	Weightage given to learning values like knowledge, skills, analytical abilities, etc.		✓		
10.	Relevance of course outcomes		✓		
11.	Quality and clarity of textual/study/reference material suggested	✓			
12.	Overall rating		✓		

  
**Principal**  
**Deogiri College,**  
**Aurangabad.**



  
 Signature with date


Marathwada Shikshan Prasarak Mandal's  
**Deogiri College, Aurangabad**  
 Feedback by Teachers  
 On  
**CURRICULUM**  
**(2016 - 2017)**

Name of the Teacher: Chitnis P.L. Designation: Assist. Prof.  
 Program: B. Com. Subject: Commerce

Sr. No	Parameters (Tick appropriate one)	Excellent	Good	Average	Below Average
1	Applicability of the syllabus to local developmental needs		✓		
2.	Difficulty level of the syllabus			✓	
3.	Clarity about the course objectives		✓		
4.	Weightage given to employability		✓		
5.	Depth of the course content		✓		
6.	Incorporation of latest knowledge & information			✓	
7.	Research Possibilities			✓	
8.	Mechanism used for development/revision of curriculum by BoS			✓	
9.	Weightage given to learning values like knowledge, skills, analytical abilities, etc.		✓		
10.	Relevance of course outcomes		✓		
11.	Quality and clarity of textual/study/reference material suggested		✓		
12.	Overall rating		✓		

  
**Principal**  
**Deogiri College,**  
**Aurangabad.**




  
 Signature with date


Marathwada Shikshan Prasarak Mandal's  
**Deogiri College, Aurangabad**  
 Feedback by Teachers  
 On  
**CURRICULUM**  
**(2016 - 2017)**

Name of the Teacher:.....Prof. Chawda Ranjana..... Designation.....Prof......  
 Program:..... Subject:.....Hindi.....

Sr. No	Parameters (Tick appropriate one)	Excellent	Good	Average	Below Average
1	Applicability of the syllabus to local developmental needs	✓			
2.	Difficulty level of the syllabus		✓		
3.	Clarity about the course objectives		✓		
4.	Weightage given to employability			✓	
5.	Depth of the course content		✓		
6.	Incorporation of latest knowledge & information		✓		
7.	Research Possibilites		✓		
8.	Mechanism used for development/revision of curriculum by BoS		✓		
9.	Weitage given to learning values like knowledge, skills, analytical abilities, etc.		✓		
10.	Relevance of course outcomes		✓		
11.	Quality and clarity of textual/study/reference material suggested		✓		
12.	Overall rating		✓		

  
**Principal**  
**Deogiri College,**  
**Aurangabad.**





  
 Signature with date


Marathwada Shikshan Prasarak Mandal's  
**Deogiri College, Aurangabad**  
 Feedback by Teachers  
 On  
**CURRICULUM**  
**(2016 - 2017)**

Name of the Teacher: Dr. Vijay Shinde Designation: Asst. Prof.  
 Program: B.A., B.Com., B.Sc. Subject: H.M.S.T.

Sr. No	Parameters (Tick appropriate one)	Excellent	Good	Average	Below Average
1	Applicability of the syllabus to local developmental needs		✓		
2.	Difficulty level of the syllabus		✓		
3.	Clarity about the course objectives	✓			
4.	Weightage given to employability		✓		
5.	Depth of the course content		✓		
6.	Incorporation of latest knowledge & information		✓		
7.	Research Possibilities		✓		
8.	Mechanism used for development/revision of curriculum by BoS		✓		
9.	Weightage given to learning values like knowledge, skills, analytical abilities, etc.		✓		
10.	Relevance of course outcomes		✓		
11.	Quality and clarity of textual/study/reference material suggested		✓		
12.	Overall rating		✓		

  
**Principal**  
**Deogiri College,**  
**Aurangabad.**




  
 Signature with date  
Dr. Vijay Shinde

**A REPORT ON THE TEACHERS FEEDBACK ON CURRICULUM**  
**ACADEMIC YEAR 2016-2017**

Online feedback on curriculum collected from the teachers of various discipline in the college for the academic year 2016-2017 on various important aspects of the curriculum which include:

1. Applicability of the syllabus to Local Developmental Needs
2. Difficulty Level of the Syllabus
3. Clarity about the Course Objectives
4. Weightage given to Employability
5. Depth of the Course Content
6. Incorporation of the Latest Knowledge & Information
7. Research Possibilities
8. Mechanism Used for Development/Revision of Curriculum by BoS
9. Weightage Given to Learning Values Like knowledge, skills, analytical abilities, etc.
10. Relevance of Course Outcomes
11. Quality and Clarity of Textual/Study/Reference Material Suggested
12. Overall Rating

**38 teachers participated in the survey consisting of 12 aspects/questions on curriculum.**

  
**Principal**  
**Deogiri College,**  
**Aurangabad.**



## 1. Applicability of the syllabus to Local Developmental Needs:

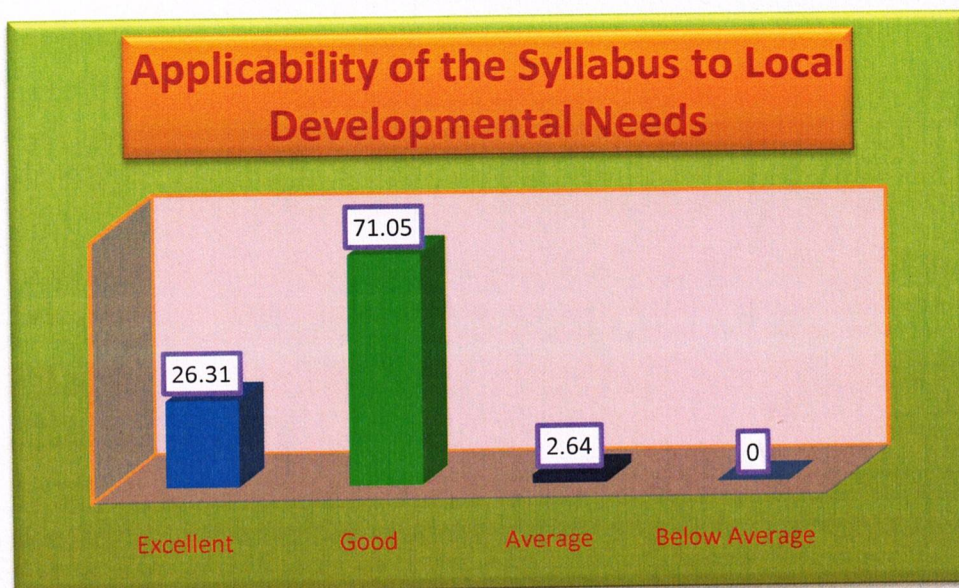
Responses: 38

Table No. 01


### Applicability of the syllabus to Local Developmental Needs

Sr. No.	Particular	No. of Respondents in %
1	Excellent	26.31
2	Good	71.05
3	Average	2.64
4	Below Average	0
	<b>Total</b>	<b>100</b>

Figure No. 01



The above table & figure no. 01 highlights the applicability of the syllabus to local development in curriculum. From the total 38 respondents, majority (71.05%) think that it is excellent, Followed by 26.31% respondents marked their responses as good and 2.64% says average in respect of applicability of the syllabus to local developmental needs. Nobody responded to the option below average in this case.

  
**Principal**  
**Deogiri College,**  
**Aurangabad**



## 2. Difficulty Level of the Syllabus:

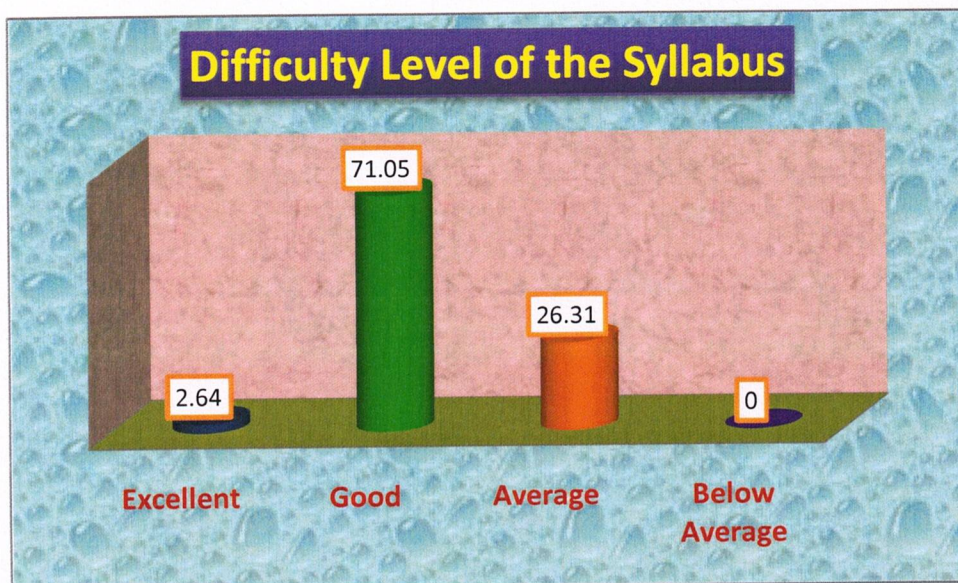
Responses: 38

Table No. 02


### Difficulty Level of the Syllabus

Sr. No.	Particular	No. of respondents (in %)
1	Excellent	2.64
2	Good	71.05
3	Average	26.31
4	Below Average	0
	<b>Total</b>	<b>100</b>

Figure No. 02



The above table & figure no. 02 shows the difficulty level of the syllabus of curriculum. From the total 38 respondents, maximum (71.05%) think that it is good, followed by 26.31% replied as average and 2.64% says excellent in respect of difficulty level of the syllabus. Nobody responded to the option below average in this case.

  
**Principal**  
Deogiri College,  
Aurangabad.





### 3. Clarity about the Course Objectives:

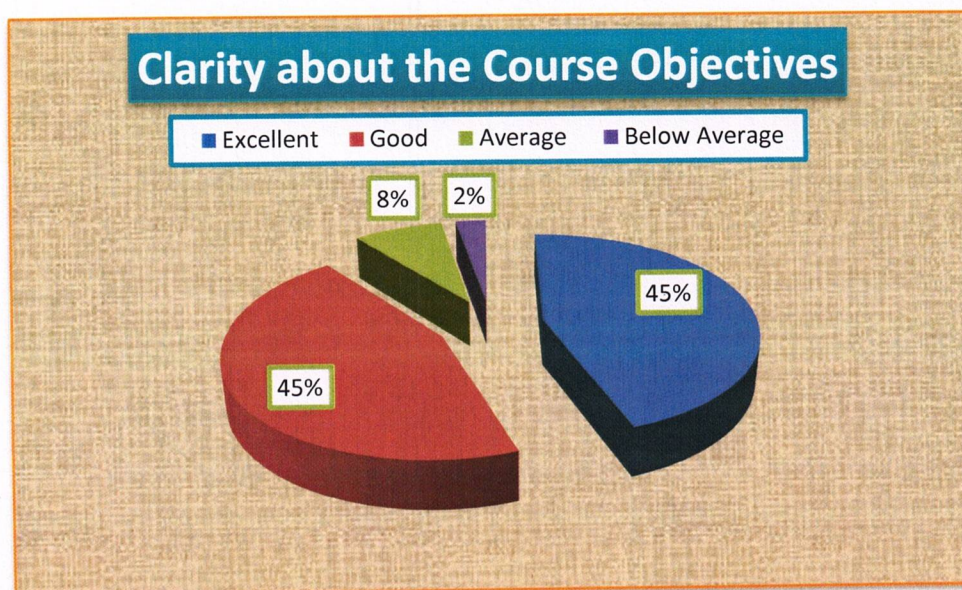
Responses: 38

Table No. 03

#### Clarity about the Course Objectives

Sr. No.	Particular	No of respondents in %
1	Excellent	44.74
2	Good	44.73
3	Average	7.89
4	Below Average	2.64
	<b>Total</b>	<b>100</b>

Figure No. 03



The above table & figure no. 03 highlights the clarity about the course objectives in curriculum. From the total 38 respondents, maximum (44.74%) think that it is excellent, 44.73 remarked as good and 7.89% says average regarding clarity about the course objectives in curriculum. 2.64 responded to the option below average.

  
**Principal**  
Deogiri College,  
Aurangabad.



#### 4. Weightage Given to Employability:

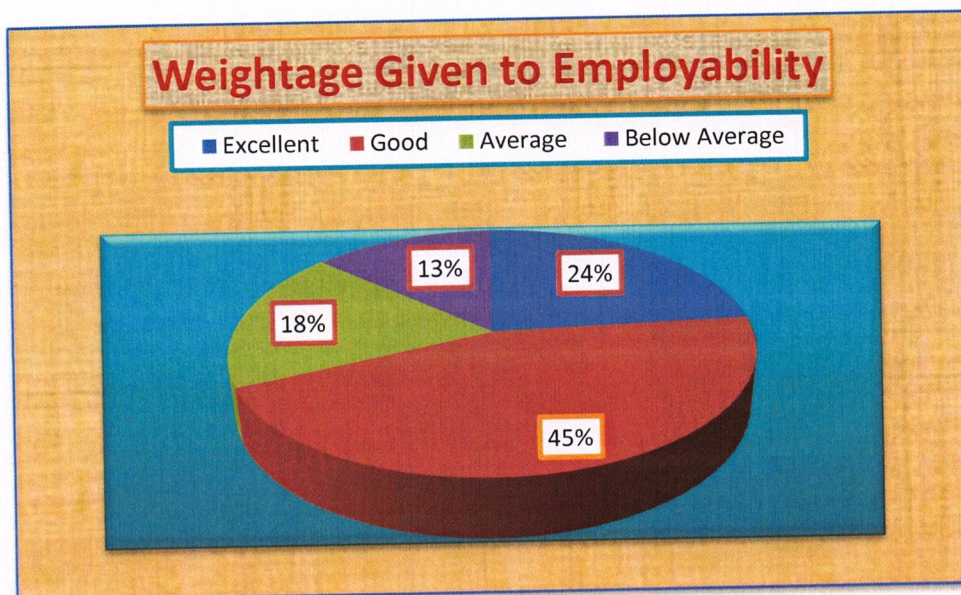
Responses: 38

Table No. 04


#### Weightage Given to Employability

Sr. No.	Particular	No. of Respondents in %
1	Excellent	23.68
2	Good	44.73
3	Average	18.42
4	Below Average	13.17
	<b>Total</b>	<b>100</b>

Figure No. 04



The above table & figure no. 04 indicates the responses on Weightage given to employability. The maximum (44.73%) responded as good, 23.68% remarked as excellent and 18.42% says average regarding Weightage given to employability. 13.17% selected the option below average.

  
**Principal**  
Deogiri College,  
Aurangabad.



## 5. Depth of the Course Content:

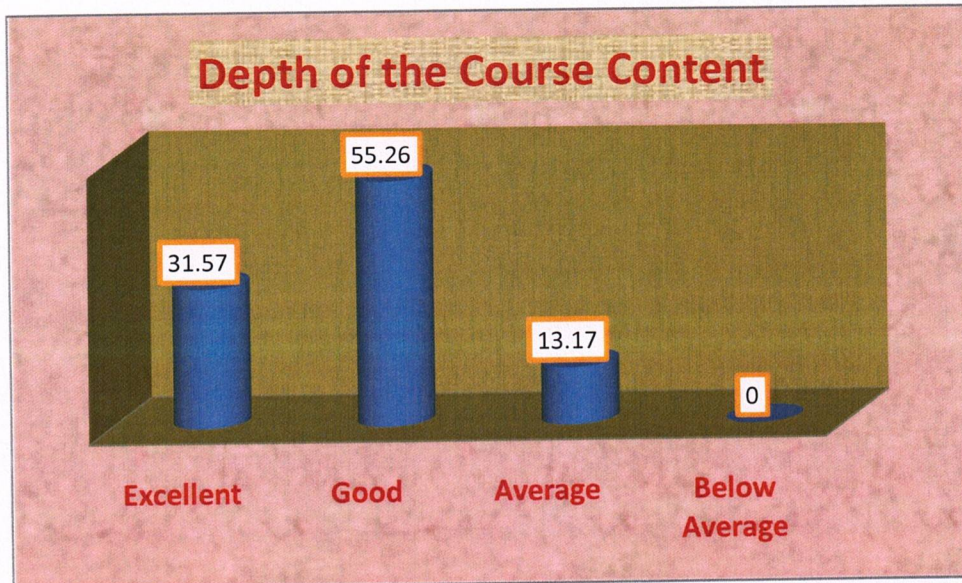
Responses: 38

Table No. 05

### Depth of the Course Content

Sr. No.	Particular	No of Respondents in %
1	Excellent	31.57
2	Good	55.26
3	Average	13.17
4	Below Average	0
	<b>Total</b>	<b>100</b>

Figure No. 05



The above table & figure no. 05 shows responses about depth of the course content in curriculum. The total 38 respondents had given their responses. The 55.26% respondents think that it is found good, 31.57% remarked as excellent and 13.17% says average. Nobody responded to the option below average.

**Principal**  
**Deogiri College,**  
**Aurangabad.**



## 6. Incorporation of the Latest Knowledge & Information:

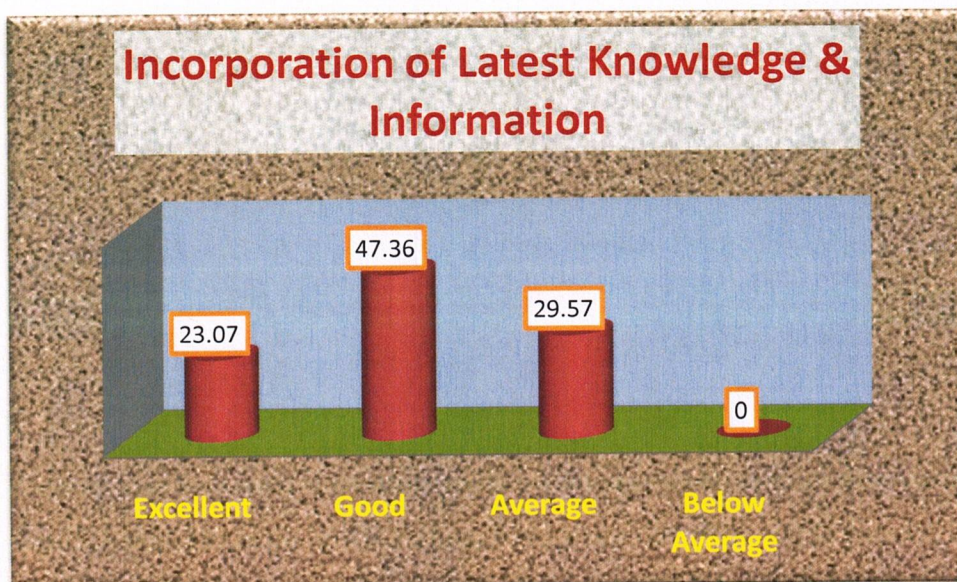
Responses: 38

Table No. 06


### Incorporation of the Latest Knowledge & Information

Sr. No.	Particular	No of Respondents in %
1	Excellent	23.07
2	Good	47.36
3	Average	29.57
4	Below Average	0
	<b>Total</b>	<b>100</b>

Figure No. 06



The above table & figure no. 06 indicates responses regarding incorporation of the latest knowledge and information. It is observed that highest number of respondents 47.36% think that it is good, 29.57 remarked as average and 23.07% says average regarding incorporation of latest knowledge and information. Nobody responded to the option below average.

  
**Principal**  
**Deogiri College,**  
**Aurangabad.**



## 7. Research Possibilities:

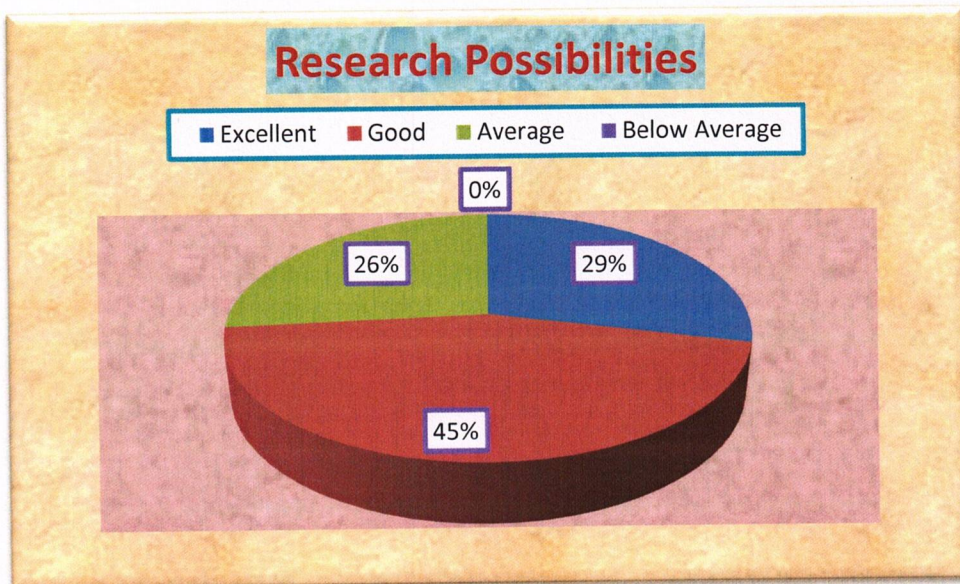
Responses: 38

Table No. 07


### Research Possibilities

Sr. No.	Particular	No of respondents in %
1	Excellent	28.94
2	Good	44.73
3	Average	26.33
4	Below Average	0
	<b>Total</b>	<b>100</b>

Figure No. 07



The above table & figure no. 07 shows the responses of teacher on research possibilities in curriculum. It is observed that highest number of teachers (44.73%) found it is good, 28.94% remarked as excellent and 26.33% opined as average. Nobody responded to the option below average on research possibilities.

  
Principal  
Deogiri College,  
Aurangabad.



## 8. Mechanism Used for Development/Revision of Curriculum by BoS:

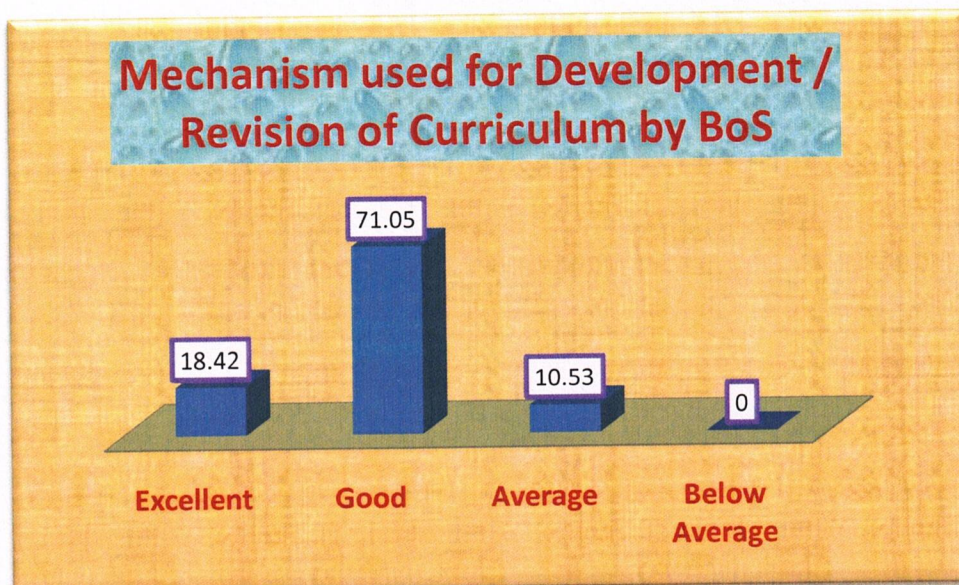
Responses: 38

Table No. 08


### Mechanism Used for Development/Revision of Curriculum by BoS

Sr. No.	Particular	No of respondents in %
1	Excellent	18.42
2	Good	71.05
3	Average	10.53
4	Below Average	0
	<b>Total</b>	<b>100</b>

Figure No. 08



The above table & figure no. 08 indicates responses about mechanism used for development / revision of curriculum by Bos. It is noted that maximum number of teachers (71.05%) think that it is good, followed by 18.42% remarked as excellent and 10.53% says average. Nobody responded to the option below average.

  
**Principal**  
Deogiri College,  
Aurangabad.



9. Weightage Given to Learning Values Like knowledge, skills, analytical abilities, etc.:

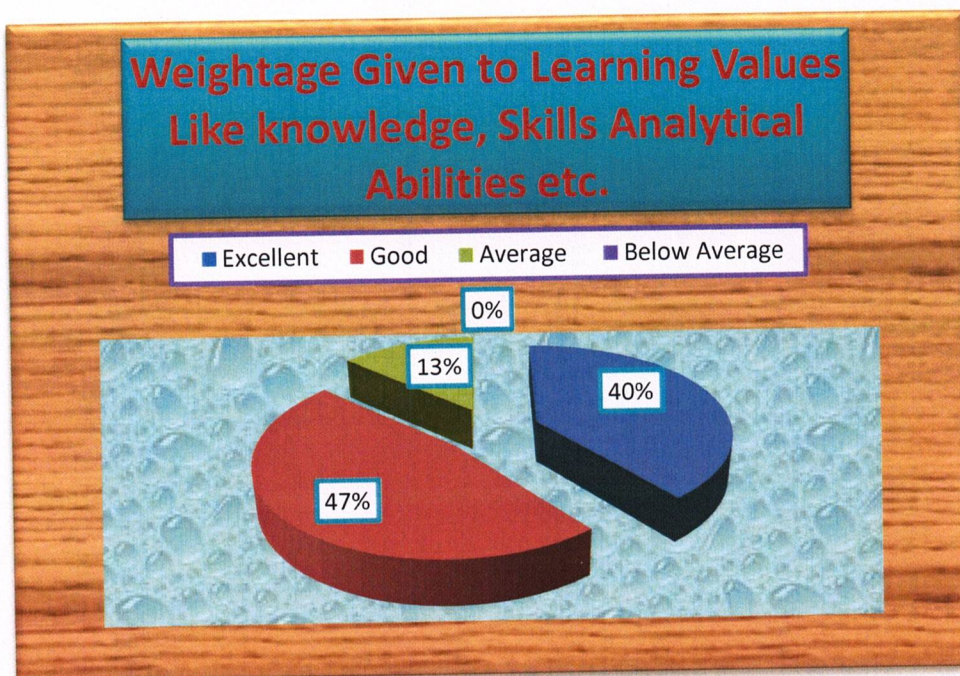
Responses: 38

Table No. 09


Weightage Given to Learning Values Like knowledge, skills, analytical abilities, etc.

Sr. No.	Particular	No of Respondents in %
1	Excellent	39.47
2	Good	47.36
3	Average	13.17
4	Below Average	0
	<b>Total</b>	<b>100</b>

Figure No. 09



The above table & figure no. 09 highlights the responses about weightage given to learning values like knowledge, skills, analytical abilities, etc. It is observed that maximum number of respondents (47.36%) think that it is good, followed by 39.47% remarked as excellent and 13.17% says average about Weightage given to learning values in curriculum. Nobody responded to the option below average.

  
**Principal**  
**Deogiri College,**  
**Aurangabad.**



## 10. Relevance of Course Outcomes:

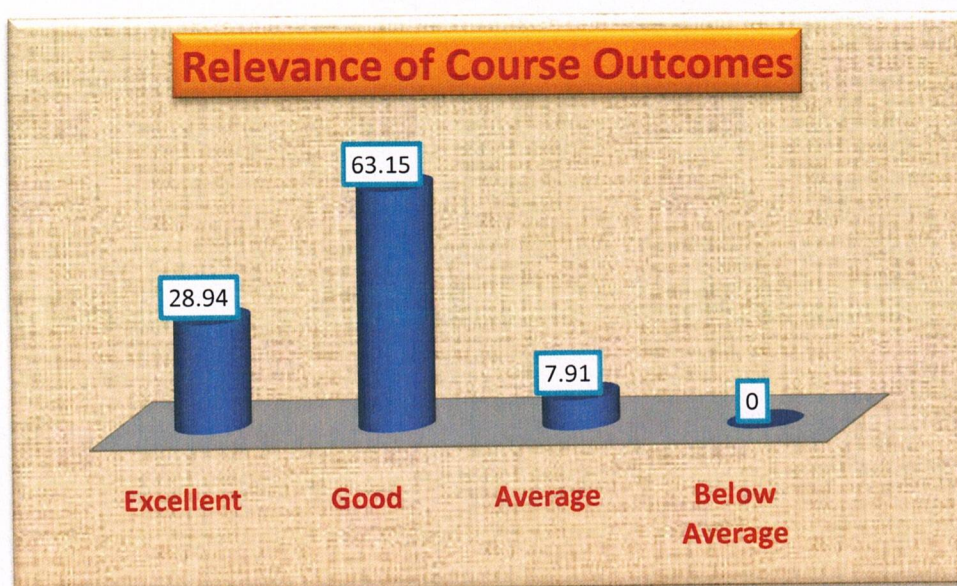
Responses: 38

Table No. 10


### Relevance of Course Outcomes

Sr. No.	Particular	No. of Respondents in %
1	Excellent	28.94
2	Good	63.15
3	Average	7.91
4	Below Average	0
	<b>Total</b>	<b>100</b>

Figure No. 10



The above table & figure no. 10 shows the responses about relevance of course outcomes. It is noted that maximum number of teacher (63.15%) think that it is good, 28.94% replied as excellent and 7.91% opined as it is average. Nobody responded to the option below average.

  
**Principal**  
**Deogiri College,**  
**Aurangabad.**





## 11. Quality and Clarity of Textual/Study/Reference Material Suggested:

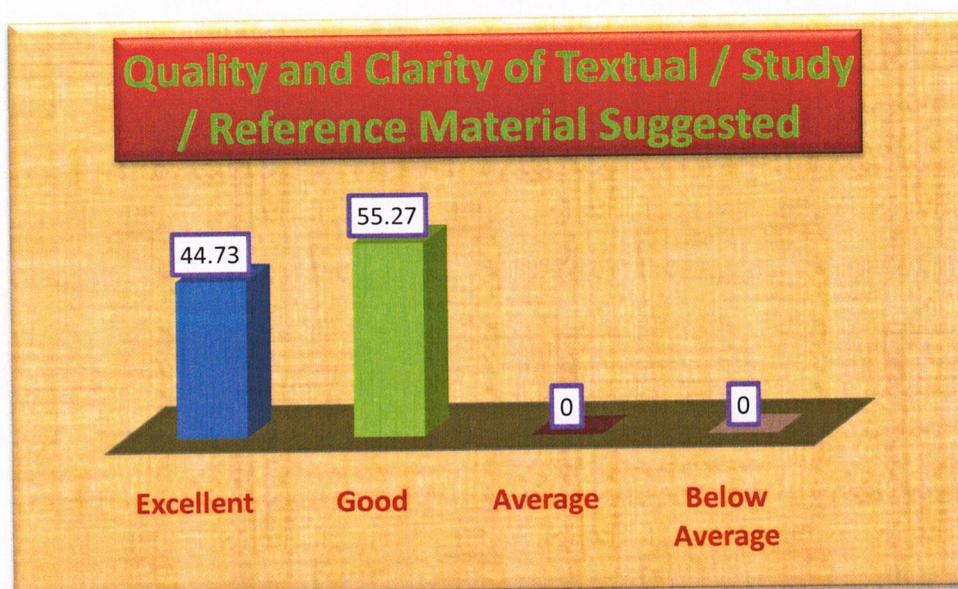
Responses: 38

Table No. 11


### Quality and Clarity of Textual/Study/Reference Material Suggested

Sr. No.	Particular	No. of Respondents in %
1	Excellent	44.73
2	Good	55.27
3	Average	0
4	Below Average	0
	<b>Total</b>	<b>100</b>

Figure No. 11



The above table & figure no. 11 indicates the analysis about quality and clarity of textual / study / reference material suggested in curriculum. It is remarked that highest number of respondents (55.27%) opined as it is good, followed by 44.73% replied as excellent. Responses not received as average and below average option in this case.

  
**Principal**  
**Deogiri College,**  
**Aurangabad.**



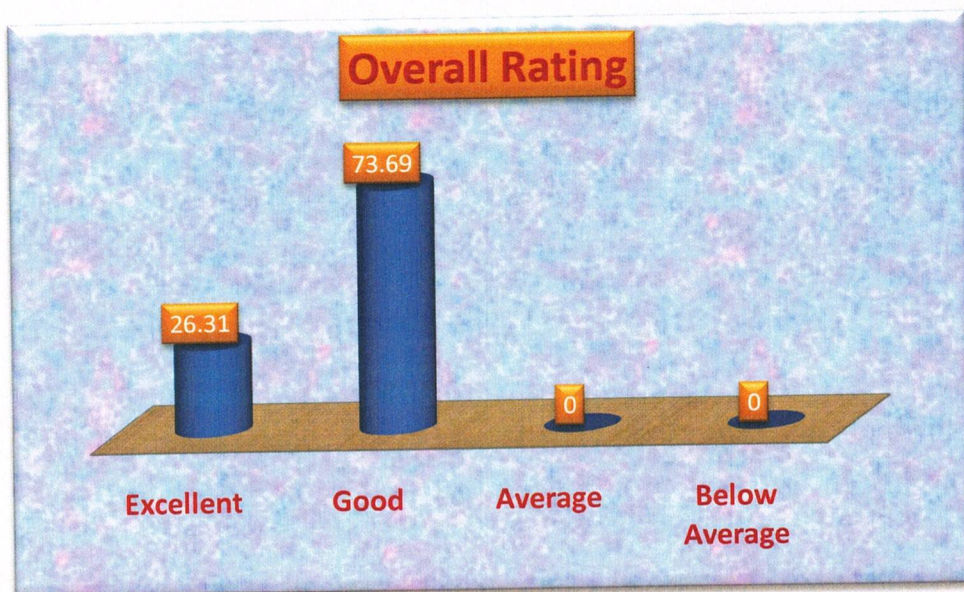
## 12. Overall Rating:

Responses: 38

Table No. 12

### Overall Rating

Sr. No.	Particular	No. of Respondents in %
1	Excellent	26.31
2	Good	73.69
3	Average	0
4	Below Average	0
	<b>Total</b>	<b>100</b>



The above table & figure no. 12 shows the analysis of overall rating about curriculum. From the total 38 teachers, maximum teachers (73.69%) rated as good, followed by 26.31% rated it as excellent. Nobody responded as average and below average.

  
Principal  
Deogiri College,  
Aurangabad.




**Conclusion:**

The consolidated feedback report of teachers on curriculum is shared with the all HOD's / Coordinators / Officials of different departments for further appropriate action and decision making in this respect.

  
IQAC Coordinator  
**Co-ordinator,**  
IQAC, Deogiri College,  
Aurangabad.



  
Principal  
**Principal**  
Deogiri College,  
Aurangabad.

(2)

M.S.P. Mandal's  
DEOGIRI COLLEGE, Aurangabad

# Training and Placement Cell

## Campus Placements - Employer Feedback Form

Name of Company Bayaj finserve Date 22/09/16

Name of Recruiter a) Mahendra Gupta Designation ASM - Sales

Name of Recruiter b) Chaudsab Mulani Designation Manager - Sales

Name of Recruiter c) \_\_\_\_\_ Designation \_\_\_\_\_

Interview conducted for the post/s of Sales Executive (Interns)

No. of Vacancies 10

Probable Date of Joining 01<sup>st</sup> Oct. 2016

No. of Students attended Interview 40

No. of Students Selected Will be informed through mail.

Which are the strength Points of this group of students according to you -

Good Attitude and eager to learn.

Which are the Weaknesses of this group of students according to you -

Little weak in English Communication and Basic Mathematic Calculations


Please Suggest Improvements -

Should work hard on above weaknesses

[Signature]  
Signature of Recruiter

[Signature]  
**Principal  
Deogiri College,  
Aurangabad.**

[Signature]  
Signature of Placement Coordinator



(6)

M.S.P. Mandal's  
DEOGIRI COLLEGE, Aurangabad

# Training and Placement Cell

## Campus Placements - Employer Feedback Form

Name of Company TCS - BPS Date 23<sup>rd</sup> Sept 2016

Name of Recruiter a) Ishmeet Deaver Designation HR - Team Lead

Name of Recruiter b) Tarun Gangoli Designation HR - Recruiter

Name of Recruiter c) \_\_\_\_\_ Designation \_\_\_\_\_

Interview conducted for the post/s of Trainee - BPS

No. of Vacancies 20

Probable Date of Joining June 2017

No. of Students attended Interview 316

No. of Students Selected 18

Which are the strength Points of this group of students according to you -

Technically strong. The TPO group is very supportive and has done a great job.  
Titendra Jha has done amazing job.

Which are the Weaknesses of this group of students according to you -

Communication skills are average. Students need to work on their confidence level.


Please Suggest Improvements -

Do regular weekly workshop on English language written and vocal.

Signature of Recruiter

  
**Principal**  
**Deogiri College,**  
**Aurangabad.**

Signature of Placement Coordinator



14

M.S.P. Mandal's  
DEOGIRI COLLEGE, Aurangabad

## Training and Placement Cell

### Campus Placements - Employer Feedback Form

Name of Company Infosys BPO LTD. Date 5/1/17  
Name of Recruiter a) Rohit Kansal Designation Associate Lead  
Name of Recruiter b) \_\_\_\_\_ Designation \_\_\_\_\_  
Name of Recruiter c) \_\_\_\_\_ Designation \_\_\_\_\_  
Interview conducted for the post/s of PE

No. of Vacancies \_\_\_\_\_ Probable Date of Joining \_\_\_\_\_  
No. of Students attended Interview 300+ No. of Students Selected 43

Which are the strength Points of this group of students according to you -


Dedication, sincere, willingness to learn

Which are the Weaknesses of this group of students according to you -

Communication Skills

Please Suggest Improvements -

Rohit Kansal  
Signature of Recruiter 5/1/17



The  
Signature of Placement Coordinator  
M. S. P. Mandal's  
Deogiri College, Aurangabad  
Training and Placement Cell

[Signature]  
Principal  
Deogiri College,  
Aurangabad

**FEEDBACK BY EMPLOYER ON CURRICULUM**  
**ACADEMIC YEAR- 2016-2017**

In the academic year 2016-2017, feedback from various employers was collected. Three open ended questions were used to collect the required data:

1. Which are the strength points of this group of students according to you?
2. Which are the weaknesses of this group of students according to your opinion?
3. Please suggest improvements.

**DETAILS OF EMPLOYERS AT GLANCE:**

**Table No. 1**

**Details of Employers at a Glance**

Sr. No.	Name of the Company / Employer	Interviews conducted for the post	No. of Vacancies	No. of Students Attending Interviews	No. of Students Selected
1.	Bagle Group Mr. Mujumdar	Quality Inspector	05	35	12
2.	Bajaj Finserv Mahendra Gupta	Sales Executives	10	40	NA
3.	Ellora Biotech Mr. Ramesh Mote	Trainee Chemist	05	32	13
4.	Infosys BPO Ltd. Rohit Leansal	PE	NA	300	43
5.	All India Reporter Pvt. Ltd. Mr. Sumit Thorve	Sales Executive	7-8	7	2
6.	TCS- BPS Ishmeet Deaves	Trainee BPS	20	316	18
7.	Shri Raj Jewels Ms. Aekats Shah & Mrs. Archana Mehta	Jewellery Designers & Production	8-10	16	10
8.	Lakshman Murthy	-	NA	22	NA

**Principal**  
**Deogiri College,**  
**Aurangabad.**




## **Analysis of Opinions of the Employers:**


### **A. Strength points of the group of students according to employer:**

1. According to Mr. Mujumdar from Bagle Group, students of this respective group found confident.
2. Mr. Mahendra Gupta remarked that the students having good attitude and eager to learn.
3. Mr. Ramesh Mote opined that the Girls candidate having excellent knowledge rather the boys.
4. Mr. Rohit Leansal think that the students are dedicated, sincere, willingness to learn.
5. Mr. Sumit Thorve remarked as they are good learners.
6. Ishmeet Deaves think as students of this group are technically strong, supportive, TPO Jitendra Jha has done amazing job.
7. Mrs. Archana Mehta opined as practically they have done jewellery manufacturing and has basic knowledge about international market.
8. Mr. Lakshaman Murthy remarked as students have good potential and a keen interest in listening.

### **B. Weaknesses of the group of students according to employer:**

1. Mr. Mujumdar replied as this group of students are weaker in basic knowledge related to subjects.
2. According to Mr. Mahendra, little weak in English communication and mathematical calculations.
3. Mr. Ramesh Mote pointed out microbiology students are little bit weaker in knowledge.
4. Mr. Rohit Leansal, highlights the students are weak in communication skills.
5. Mr. Sumit Thorve found hesitation at the time of presentation after whole training session in the students.
6. Ishmeet Deaves pointed out communication skills are average, students need to work on their confidence level.
7. Mr. Murthy founds students are weak in communication skills, understanding corporate life, lack of confidence.

  
**Principal**  
**Deogiri College,**  
**Aurangabad.**






### **C. Suggestion from employer for Improvements:**


1. Mr. Mujumdar suggests improvements in subject knowledge of the students.
2. Mr. Mahendra Gupta suggest to improve communication skill and mathematical calculations.
3. Mr. Ramesh Mote has given suggestions about to improve the of students basic knowledge in their fields.
4. Mr. Sumeet Thorve suggests conducting personality development programme for the students.
5. Ishmeet Deaves has been given suggestion in regard of improvements of English language. He suggest to students do regular weekly workshop on English language written and vocal.
6. Mrs. Archana Mehta, suggest improving the manufacturing and marketing knowledge of the students in the field of jewelry.
7. Lakshaman Murthy suggests that the communication skills should be a major part of the teaching landscape.

### **Conclusion:**

The consolidated feedback report is shared with the all HOD's / Coordinators / Officials of different departments for further appropriate action and decision making.

  
IQAC Coordinator  
**Co-ordinator,**  
IQAC, Deogiri College,  
Aurangabad.



  
Principal  
**Principal**  
Deogiri College,  
Aurangabad.


Marathwada Shikshan Prasarak Mandal's  
Deogiri College, Aurangbad  
Feedback by Alumni  
On  
CURRICULUM  
(2016-2017)


Name of the Alumni: Dhanrajy Khandegale..... Class: B.A. Eco.  
Subject: Economics..... Year of Passing Out: 2016.....

Sr. No	Parameters	Excellent	Good	Average	Below Average
1.	Fulfilment of my learning needs		✓		
2.	Applicability of the curriculum to real life situations		✓		
3.	Clarity about the course objectives		✓		
4.	Weightage given to employability			✓	
5.	Weightage given to skill development		✓		
6.	Weightage given to entrepreneurship			✓	
7.	Difficulty level of the course content		✓		
8.	Promotion of independent thinking by curriculum	✓			
9.	Usefulness of the curriculum at workplace		✓		
10.	Usefulness of the curriculum in my higher education				
11.	Fulfilment of learning objectives	✓			
12.	Overall rating	✓			

  
**Principal**  
Deogiri College,  
Aurangabad.



  
Co-ordinator,  
IQAC, Deogiri College,  
Aurangabad.

  
Signature

Marathwada Shikshan Prasarak Mandal's  
Deogiri College, Aurangbad  
Feedback by Alumni  
On  
CURRICULUM

(2016-2017)

Name of the Alumni: Talekar Kiran Rao Sahab Class: B.Sc  
Subject: B.Sc Year of Passing Out: 2016-2017

Sr. No	Parameters	Excellent	Good	Average	Below Average
1	Fulfilment of my learning needs		✓		
2.	Applicability of the curriculum to real life situations		✓		
3.	Clarity about the course objectives		✓		
4.	Weightage given to employability	✓			
5.	Weightage given to skill development	✓			
6.	Weightage given to entrepreneurship				
7.	Difficulty level of the course content		✓		
8.	Promotion of independent thinking by curriculum	✓			
9.	Usefulness of the curriculum at workplace		✓		
10.	Usefulness of the curriculum in my higher education	✓			
11.	Fulfilment of learning objectives		✓		
12.	Overall rating		✓		

  
**Principal**  
Deogiri College,  
Aurangabad.



  
**Co-ordinator,**  
IQAC, Deogiri College,  
Aurangabad.

  
Signature


Marathwada Shikshan Prasarak Mandal's  
Deogiri College, Aurangbad  
Feedback by Alumni  
On  
CURRICULUM  
(2016-2017)


Name of the Alumni: Harde Vithal Ganesh.....Class: B.Sc.....  
Subject: B.Sc.....Year of Passing Out: 2016-2017.....

Sr. No	Parameters	Excellent	Good	Average	Below Average
1	Fulfilment of my learning needs		✓		
2.	Applicability of the curriculum to real life situations		✓		
3.	Clarity about the course objectives		✓		
4.	Weightage given to employability		✓		
5.	Weightage given to skill development		✓		
6.	Weightage given to entrepreneurship		✓		
7.	Difficulty level of the course content	✓			
8.	Promotion of independent thinking by curriculum	✓			
9.	Usefulness of the curriculum at workplace		✓		
10.	Usefulness of the curriculum in my higher education		✓		
11.	Fulfilment of learning objectives		✓		
12.	Overall rating		✓		

  
Principal  
Deogiri College,  
Aurangabad.




  
Co-ordinator,  
IQAC, Deogiri College,  
Aurangabad.

  
Signature

## Survey Regarding Feedback by Alumni on Curriculum– 2016-2017

In Academic year 2016-2017 the survey were conducted to collect the feedback on curriculum by alumni. In this survey total 109 alumni marked their responses about curriculum. Following are some aspects used to collect the alumni feedback on curriculum.

1. Fulfillment of learning needs.
2. Applicability of the curriculum to the real life situation
3. Clarity about the course objectives
4. Weightage given to employability
5. Weightage given to skill development
6. Weightage given to entrepreneurship
7. Difficulty level of the course content
8. Promotion of independent thinking by curriculum
9. Usefulness of the curriculum at workplace
10. Usefulness of the curriculum in higher education
11. Fulfillment of learning objectives
12. Overall rating

  
**Principal  
Deogiri College,  
Aurangabad.**

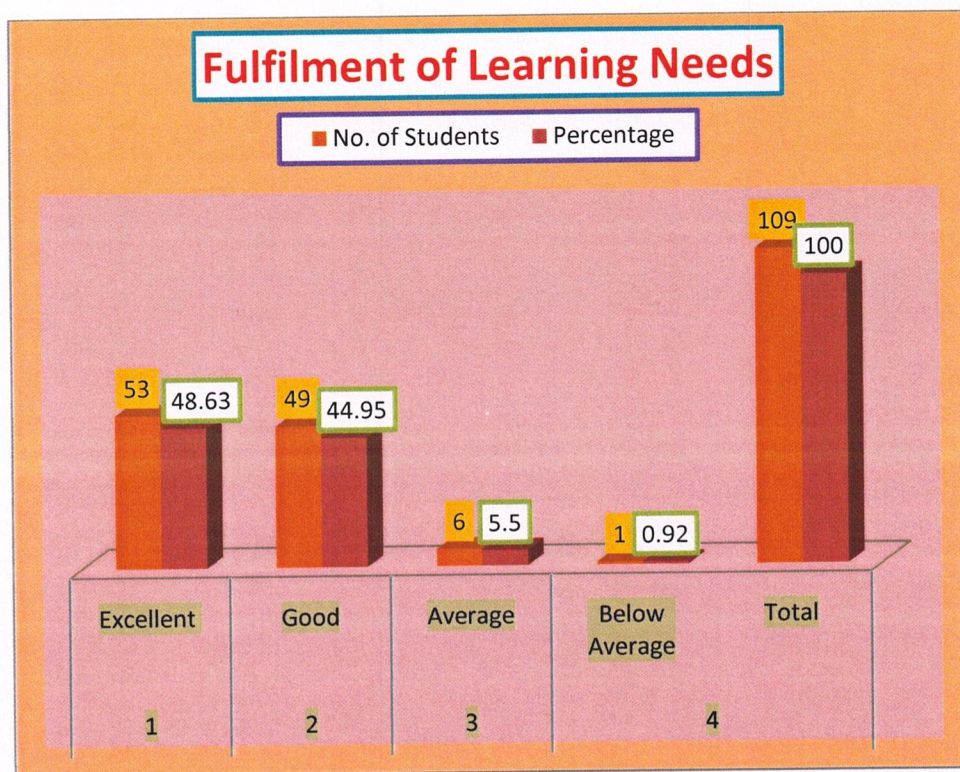


## Analysis and Interpretation:

**Table No. 1**  
**Fulfillment of Learning Needs**

Sr. No.	Particulars	No. of Students	Percentage
1	Excellent	53	48.63
2	Good	49	44.95
3	Average	6	5.5
4	Below Average	1	0.92
	<b>Total</b>	<b>109</b>	<b>100</b>

**Figure No. 1**



The above table and figure no. 1 shows the alumni feedback regarding fulfillment of learning needs. It is observed that from the total 109 alumni 48.63% respondents think that fulfillment of learning needs from the current curriculum found excellent, followed by 44.95 said it is good, 5.5 opined as it is average whereas 0.92% respondents remarked as it is below average.

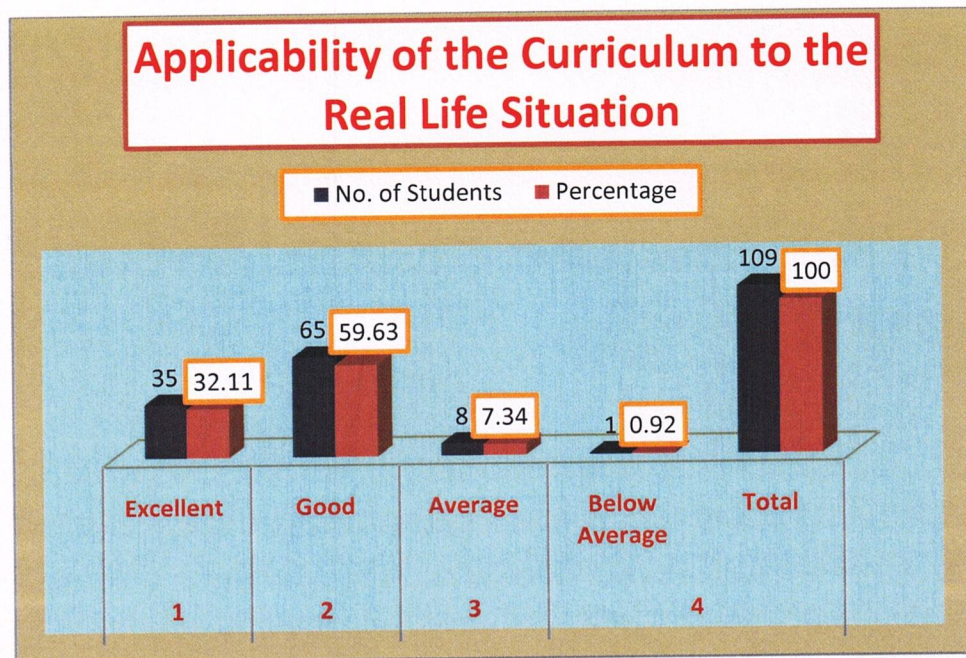
**Principal**  
**Deogiri College,**  
**Aurangabad.**




**Table No. 02**  
**Applicability of the Curriculum to the Real Life Situation**

Sr. No.	Particulars	No. of Students	Percentage
1	Excellent	35	32.11
2	Good	65	59.63
3	Average	8	7.34
4	Below Average	1	0.92
	Total	109	100

**Figure No. 02**



The above table and figure no. 02 shows the alumni feedback regarding applicability of curriculum to the real life. It is found that 32.11% alumni respondents think that applicability of the curriculum to the real life is excellent, the highest number of alumni opined as it is good, 7.34 found it is average whereas 0.92% respondents remarked as it is below average.

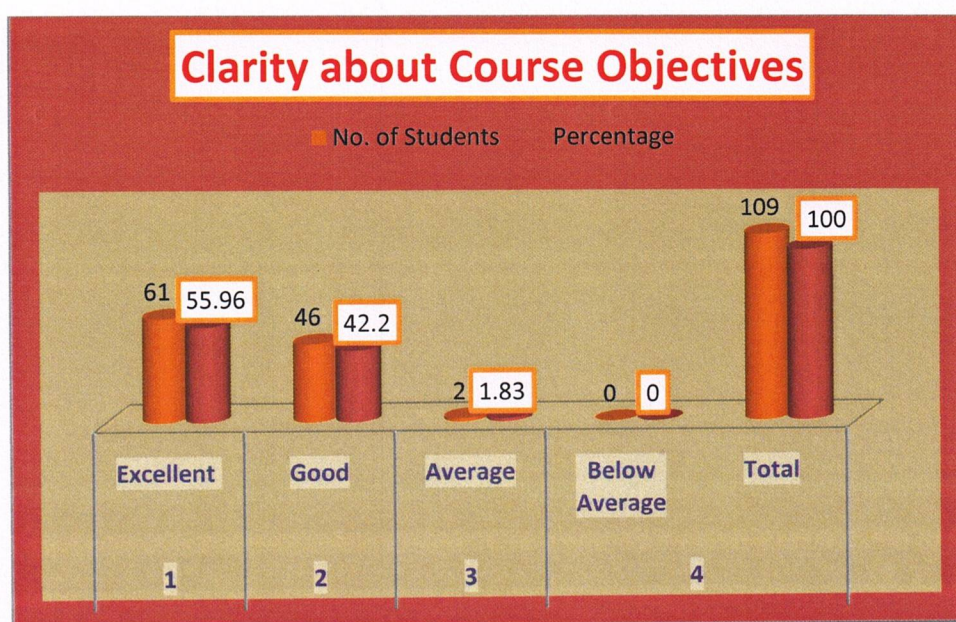
  
**Principal**  
**Deogiri College,**  
**Aurangabad.**




**Table No. 03**  
**Clarity about Course Objectives**

Sr. No.	Particulars	No. of Students	Percentage
1	Excellent	61	55.97
2	Good	46	42.2
3	Average	2	1.83
4	Below Average	0	0
	<b>Total</b>	<b>109</b>	<b>100</b>

**Figure No. 03**



The above table and figure no. 03 indicates the alumni feedback on clarity of course objectives. It is observed that highest 55.96% alumni respondents opined as the clarity of course objectives in curriculum is excellent. 42.2% respondents founds it is good, 1.83% think it is averages. It means that maximum alumni found clarity of course objectives in curriculum.

  
**Principal**  
**Deogiri College,**  
**Aurangabad.**

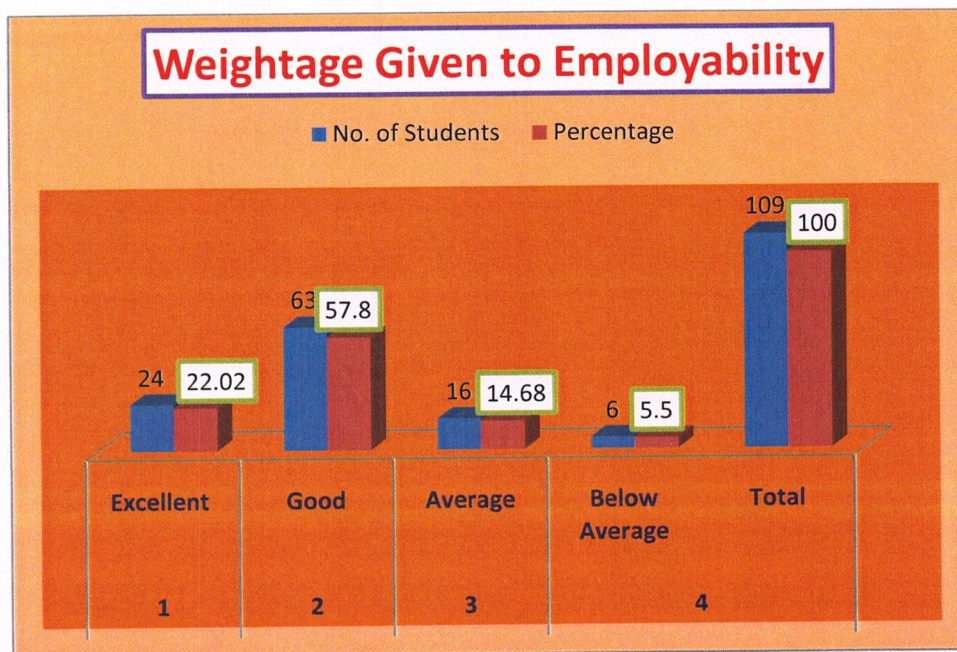





**Table No. 04**  
**Weightage Given to Employment**


Sr. No.	Particulars	No. of Students	Percentage
1	Excellent	24	22.02
2	Good	63	57.8
3	Average	16	14.68
4	Below Average	6	5.5
	<b>Total</b>	<b>109</b>	<b>100</b>

**Figure No. 04**



The above table & figure no. 04 highlights the responses regarding Weightage given to the employability in curriculum. It is found that maximum 57.8 % respondents says that the Weightage given to the employability in curriculum is good, followed by 22.02% replied as it is very excellent, 14.68% opined as it is average whereas 5.5% respondents remarked as it is below average.

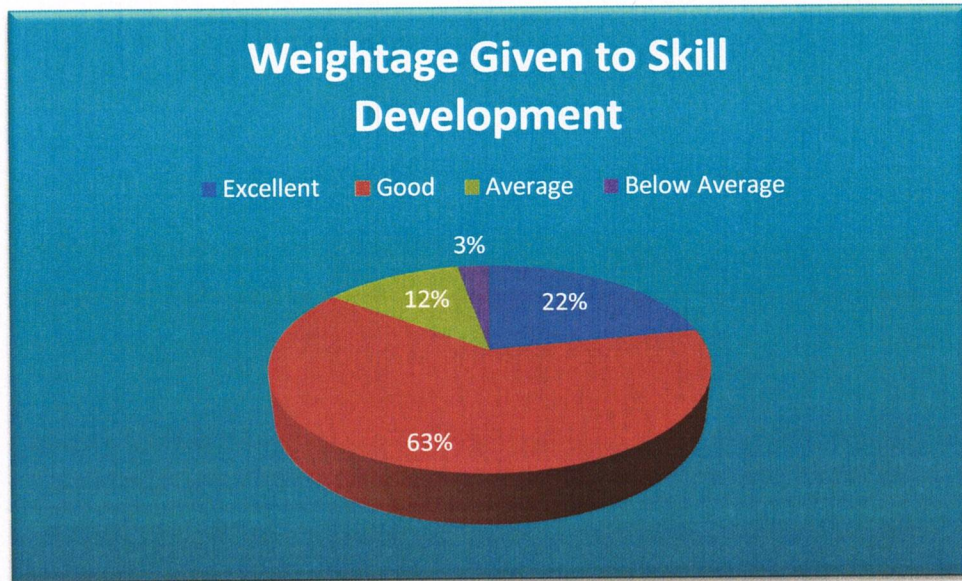
  
**Principal**  
**Deogiri College,**  
**Aurangabad.**




**Table No. 05**  
**Weightage Given to Skill Development**

Sr. No.	Particulars	No. of Students	Percentage
1	Excellent	24	22.02
2	Good	69	63.3
3	Average	13	11.93
4	Below Average	3	2.75
	<b>Total</b>	<b>109</b>	<b>100</b>

**Figure No. 05**



The above table & figure no. 05 shows the responses about Weightage given to given to skill development in curriculum. It is observed that highest (63.3%) respondents replied as the Weightage given to the skill development in curriculum is good, followed by 22.02% respondents says it is excellent, 11.93% respondents thinks as it is average whereas 2.75 opined as it below average.

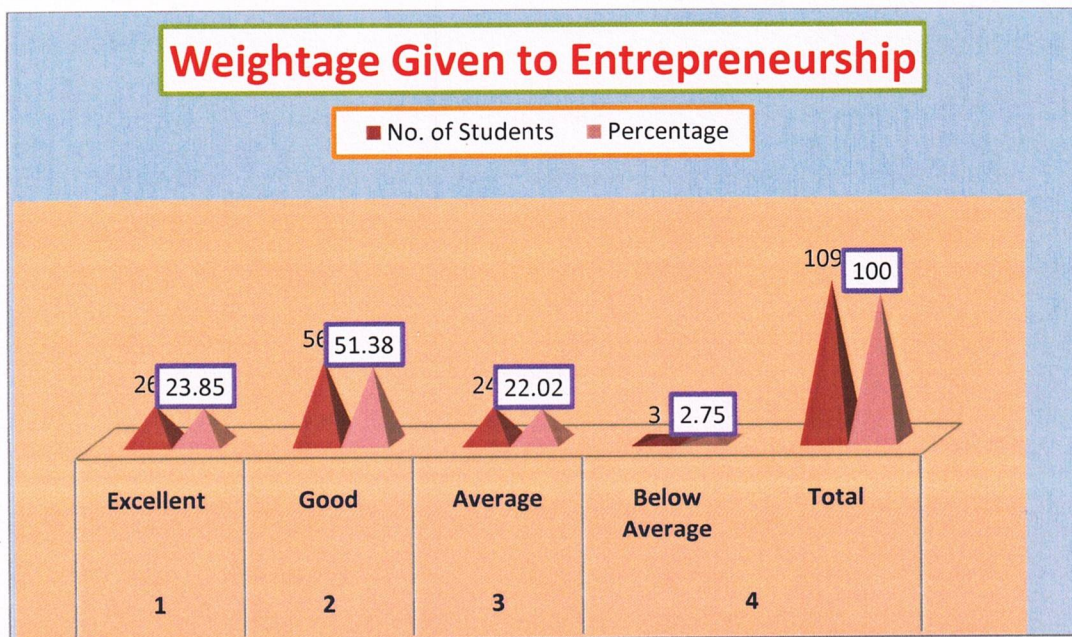
  
**Principal**  
**Deogiri College,**  
**Aurangabad.**




**Table No. 06**  
**Weightage Given to Entrepreneurship**

Sr. No.	Particulars	No. of Students	Percentage
1	Excellent	26	23.85
2	Good	56	51.38
3	Average	24	22.02
4	Below Average	3	2.75
	<b>Total</b>	<b>109</b>	<b>100</b>

**Figure No. 06**



The above table & figure no. 06 indicates the information regarding Weightage given to entrepreneurship. It is observed that maximum (51.38%) respondents think that Weightage given to the entrepreneurship development is found good, followed by 23.85% says it excellent, 22.02% respondents remarked as average and 2.75% thinks it is found average.

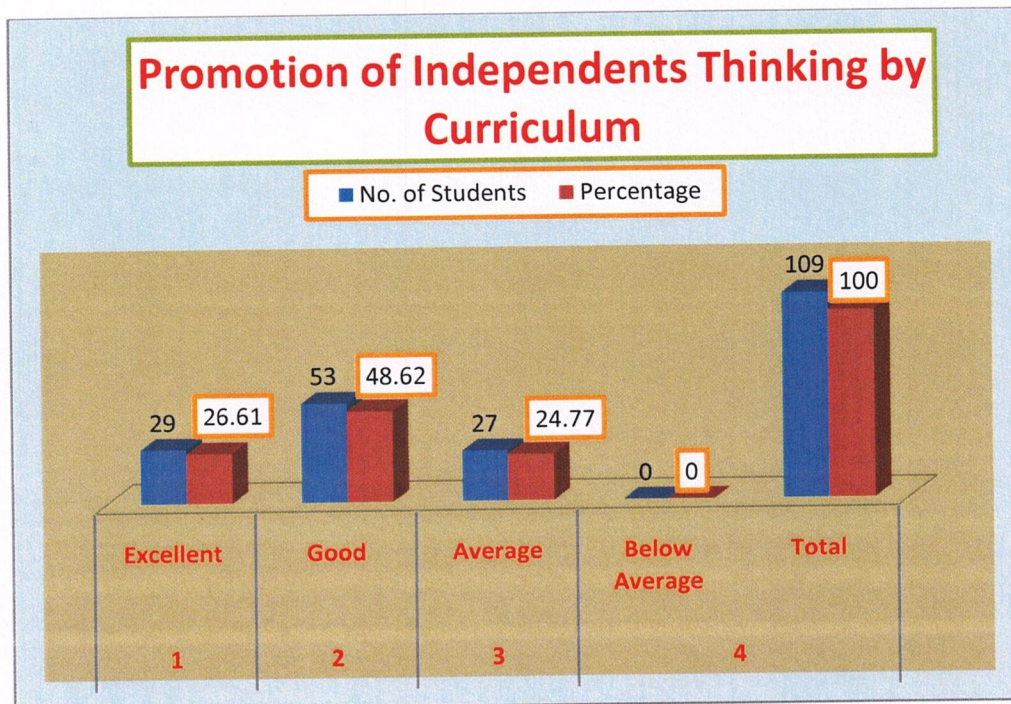
  
**Principal**  
**Deogiri College,**  
**Aurangabad.**




**Table No. 08**  
**Promotion of Independents Thinking by Curriculum**

Sr. No.	Particulars	No. of Students	Percentage
1	Excellent	29	26.61
2	Good	53	48.62
3	Average	27	24.77
4	Below Average	0	0
	<b>Total</b>	<b>109</b>	<b>100</b>

**Figure No. 08**



The table & figure no. 08 indicates the student's responses regarding promotion of independent thinking by curriculum. It is observed that majority 48.62% respondents remarked that promotion of independent thinking by curriculum is good, followed by 26.61% respondents replied as it is excellent, 24.77% says as it is average.

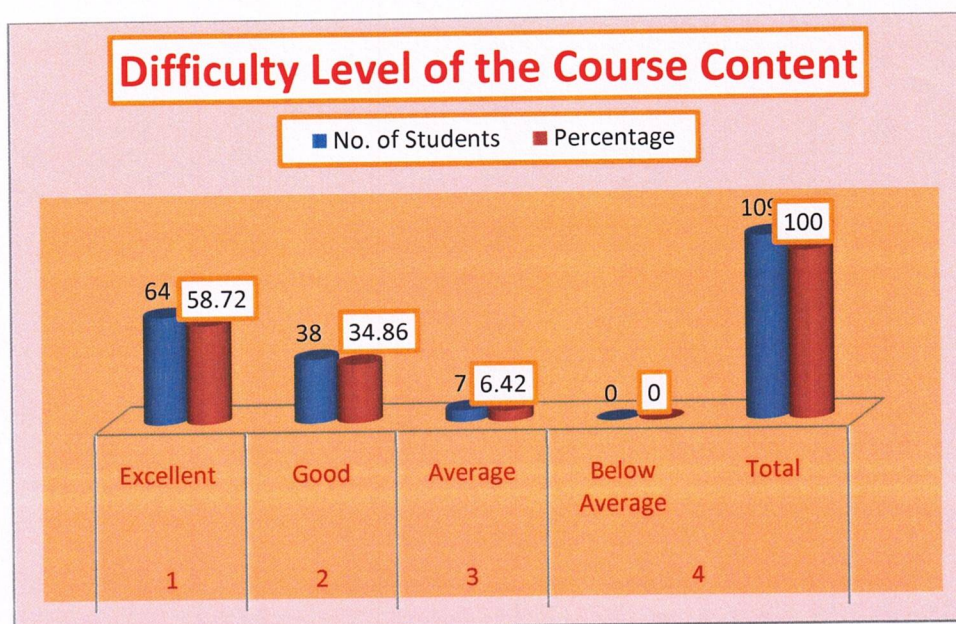
  
**Principal**  
**Deogiri College,**  
**Aurangabad.**




**Table No. 07**  
**Difficulty Level of the Course Content**

Sr. No.	Particulars	No. of Students	Percentage
1	Excellent	64	58.72
2	Good	38	34.86
3	Average	7	6.42
4	Below Average	0	0
	<b>Total</b>	<b>109</b>	<b>100</b>

**Figure No. 07**



The above table & figure no. 07 indicates the responses difficulty level in course content. It is found that highest number of (58.72%) respondents says that the difficulty level in course content is found excellent, followed by 34.86% respondents opined as it is good, 6.42% respondents remarked as it is average.

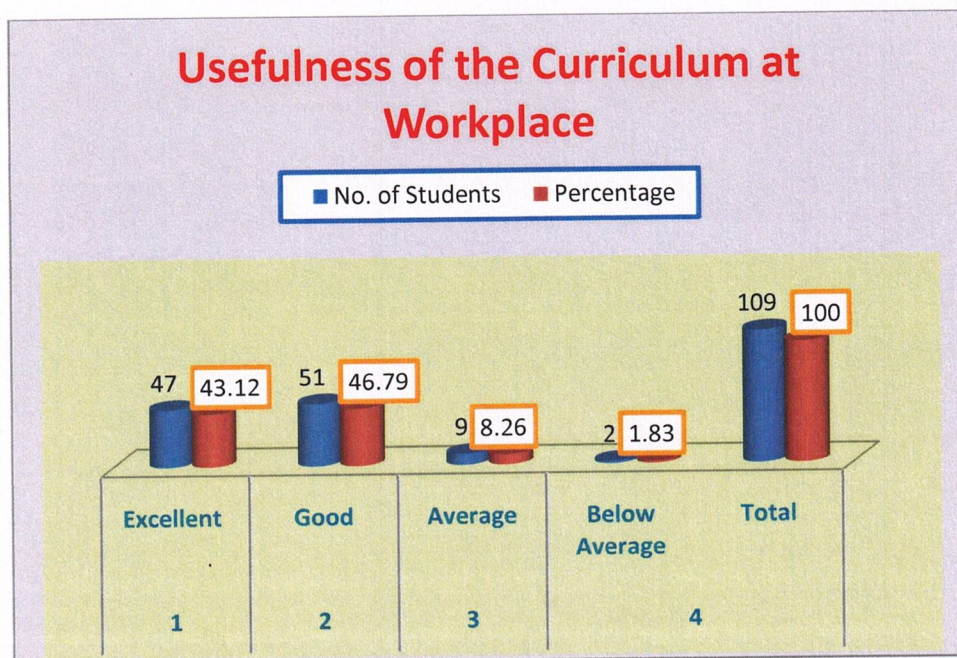
  
**Principal**  
**Deogiri College,**  
**Aurangabad.**




**Table No.09**  
**Usefulness of the Curriculum at Workplace**


Sr. No.	Particulars	No. of Students	Percentage
1	Excellent	47	43.12
2	Good	51	46.79
3	Average	9	8.26
4	Below Average	2	1.83
	<b>Total</b>	<b>109</b>	<b>100</b>

**Figure No. 09**



The table & figure no. 09 shows the responses of alumni in respect of usefulness of the curriculum at workplace. It is found that maximum (46.79%) respondents opined that it is found good, followed by 43.12 % says as it is excellent, 8.26% respondents remarked as it is average whereas 1.83% marks their response as below average.

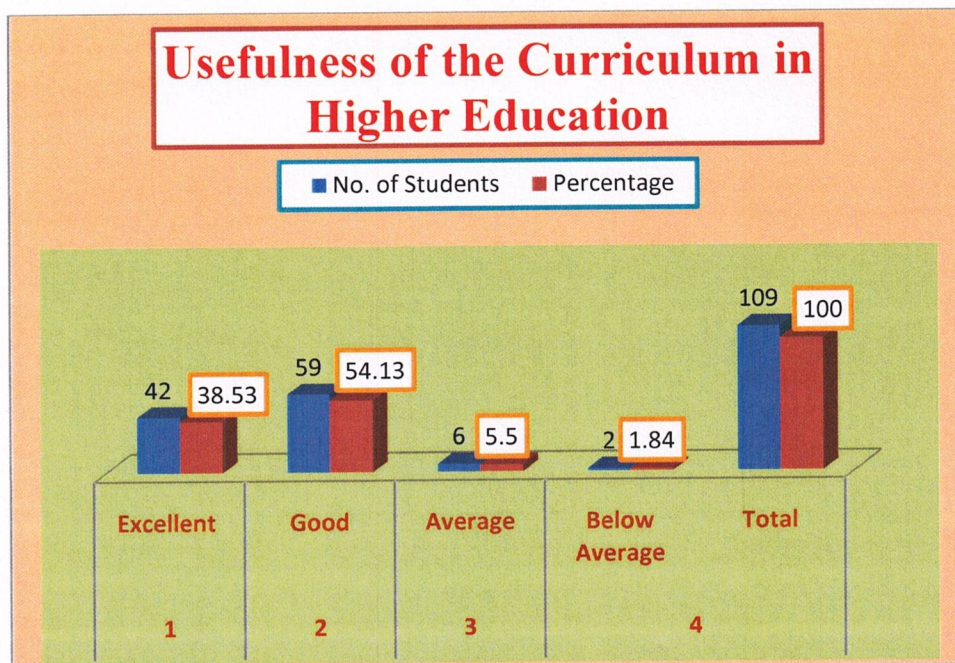
  
**Principal**  
**Deogiri College,**  
**Aurangabad.**




**Table No. 10**  
**Usefulness of the Curriculum in Higher Education**


Sr. No.	Particulars	No. of Students	Percentage
1	Excellent	42	38.53
2	Good	59	54.13
3	Average	6	5.5
4	Below Average	2	1.84
	<b>Total</b>	<b>109</b>	<b>100</b>

**Figure No. 10**



The above table & figure no. 10 shows the feedback of alumni about usefulness of curriculum in higher education. It is found that 54.13% respondents remarked that the usefulness of curriculum in higher education is good, 38.53% respondents opined as it is found excellent followed by 5.5 % thinks it is average and 1.84% opined as it is below average.

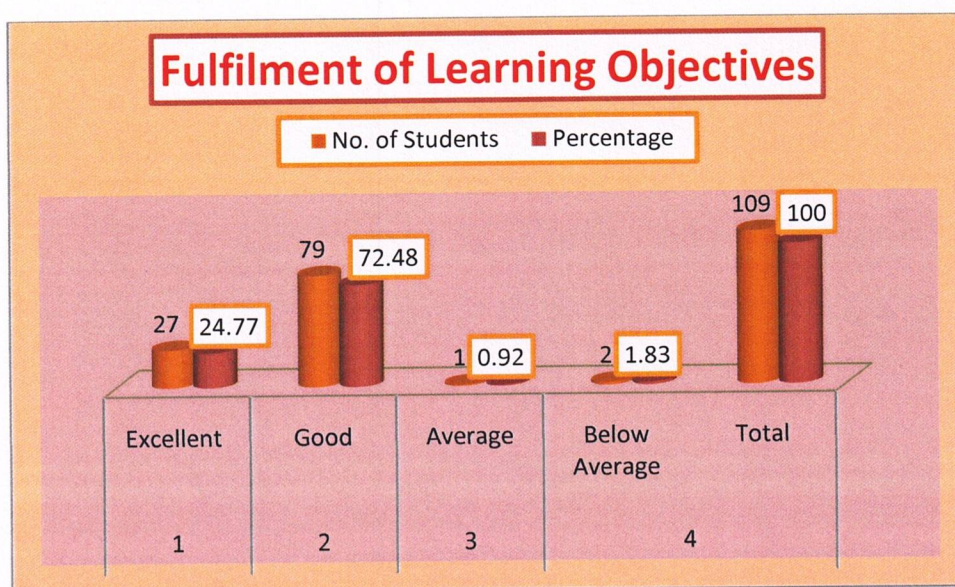
  
**Principal**  
**Deogiri College,**  
**Aurangabad.**




**Table No. 11**  
**Fulfillment of Learning Objectives**

Sr. No.	Particulars	No. of Students	Percentage
1	Excellent	27	24.77
2	Good	79	72.48
3	Average	1	0.92
4	Below Average	2	1.83
	<b>Total</b>	<b>109</b>	<b>100</b>

**Figure No. 11**



The above table & figure no. 12 highlights the feedback of alumni on fulfillment of learning objectives. It is observed that maximum (72.48%) respondents opined that fulfillment of learning objectives in curriculum found good, 24.77% opined as it is excellent, 0.92% says it is averages and 1.83% respondents marked as it below average.

  
**Principal**  
**Deogiri College,**  
**Aurangabad.**

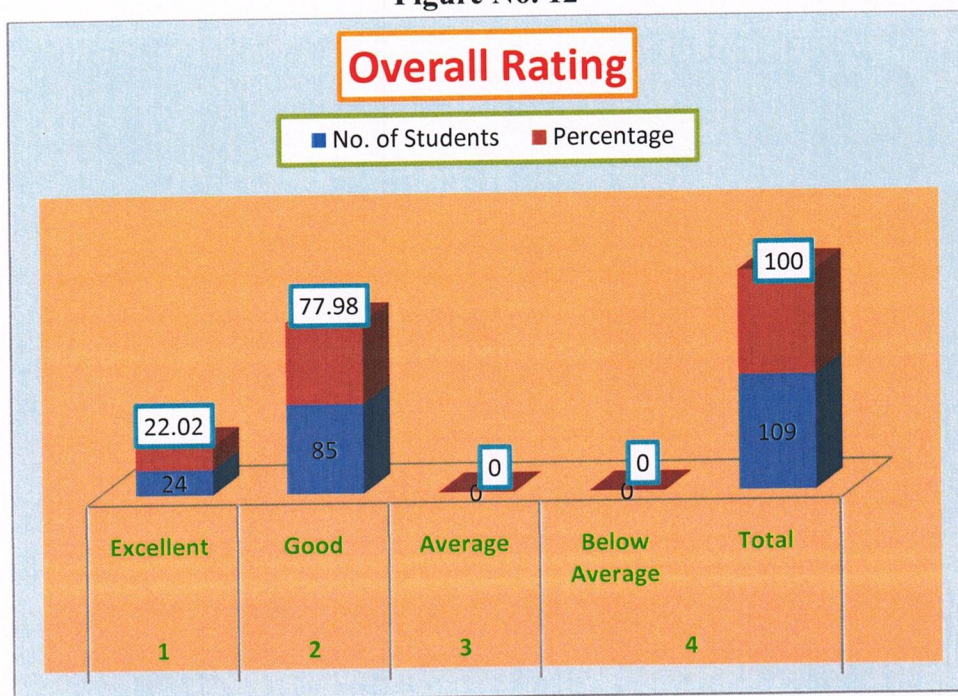





**Table No. 12**  
**Overall Rating**


Sr. No.	Particulars	No. of Students	Percentage
1	Excellent	24	22.02
2	Good	85	77.98
3	Average	0	0
4	Below Average	0	0
	<b>Total</b>	<b>109</b>	<b>100</b>

**Figure No. 12**



The table & figure no. 12 shows the responses of alumni in respect of overall rating on curriculum. It is found that maximum 77.98% respondents remarked as it is good, followed by 22.02% opined as it is found excellent. Nobody replied as average and below average regarding curriculum.

  
**Principal**  
**Deogiri College,**  
**Aurangabad.**




**Conclusion:**

The consolidated feedback report is shared with the all HOD's / Coordinators / Officials of different departments for further appropriate action and decision making.



**IQAC Coordinator**  
**Co-ordinator,**  
**IQAC, Deogiri College,**  
**Aurangabad.**



**Principal**  
**Principal**  
**Deogiri College,**  
**Aurangabad.**

M. S. P. Mandal's Deogiri College, Aurangabad  
**INTERNAL QUALITY ASSURANCE CELL**  
FEEDBACK ON CURRICULUM

---


**ACTION TAKEN REPORT**


**2016 -2017**


---

IQAC of Deogiri College, Aurangabad collected feedback on curriculum from the stakeholders like students, parents, alumni, employers and teachers. The feedback was further analyzed and following actions were taken thereafter:

- The feedback on curriculum by students was positive hence the efforts of the teachers were appreciated.
- Teachers however were further instructed to enrich the curriculum with effective delivery of it and with co-curricular activities.
- It was also decided that the teachers in the department are to receive feedback from external expert out of the university so as to bring more objectivity in the feedback.
- The teachers were advised to use the feedback forms as the base for their analysis of outcome of their teaching process and ensure the outcomes of the curriculum as per the feedback given by the students and other stakeholders.
- To provide students with the opportunities to learn skills and value oriented things, the continuation of courses being run was advised.
- Dept of Biotechnology was instructed to continue with their regular courses.
- Along with courses of Dept of Botany and other departments, Dept of Computer Science & IT was advised to continue all the old short term courses being run.
- It was expressed that there would be collective efforts to be made by the college and each department to offer students with the opportunities of skill oriented courses like B.Voc in different areas.

  
**Principal**  
Deogiri College,  
Aurangabad.



  
**Coordinator, IQAC**  
**Co-ordinator,**  
IQAC, Deogiri College,  
Aurangabad.