

**Marathwada Shikshan Prasarak Mandal's
DEOGIRI COLLEGE, AURANGABAD**



INTERNAL QUALITY ASSURANCE CELL



FEEDBACK ON BOYS HOSTELS

(ANALYSIS & ATR)

INDEX

Content	Sr. No.
Feedback Analysis and ATR – Boys Hostels – 2016-2017	1
Feedback Analysis and ATR – Boys Hostels – 2017-2018	2
Feedback Analysis and ATR – Boys Hostels – 2018-2019	3
Feedback Analysis and ATR – Boys Hostels – 2019-2020	4
Feedback Analysis and ATR – Boys Hostels – 2020-2021	5



Survey Regarding Boys Hostel – 2016-2017

In Academic year 2016-2017 the survey were conducted to collect the feedback regarding boy's hostel of the college. In this survey 20 students marked their responses about boy's hostel facilities. Following are some aspects used to collect the student's feedback about canteen facility.

- 1) Room Cleaning
- 2) Furniture availability
- 3) Corridor Arrangement
- 4) Toilet
- 5) Relaxation Facility
- 6) Sport Facility
- 7) Library facilities (Newspaper, Magazines, Books)
- 8) Internet Facility
- 9) Hostel surrounding (e.g. Garden, Hygiene)
- 10) Overall living
- 11) Services by Mess contractor
- 12) Quality of Food
- 13) Kitchen and dining hall hygiene
- 14) Variety in meal
- 15) Cost of meal
- 16) Drinking Water
- 17) Timing of Mess
- 18) Students participation
- 19) Seating Arrangement
- 20) Insects Removal Arrangement
- 21) Quantity of Food

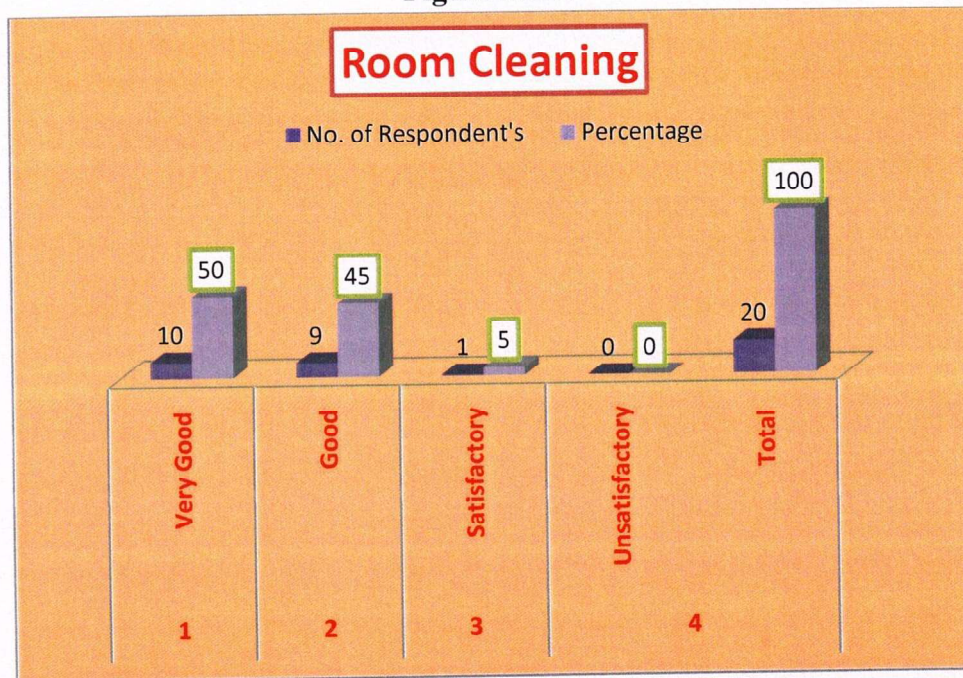


Analysis and Interpretation:

Table No. 1
Room Cleaning

Sr. No.	Particular	No. of Respondent's	Percentage
1	Very Good	10	50
2	Good	9	45
3	Satisfactory	1	5
4	Unsatisfactory	0	0
	Total	20	100

Figure No. 1



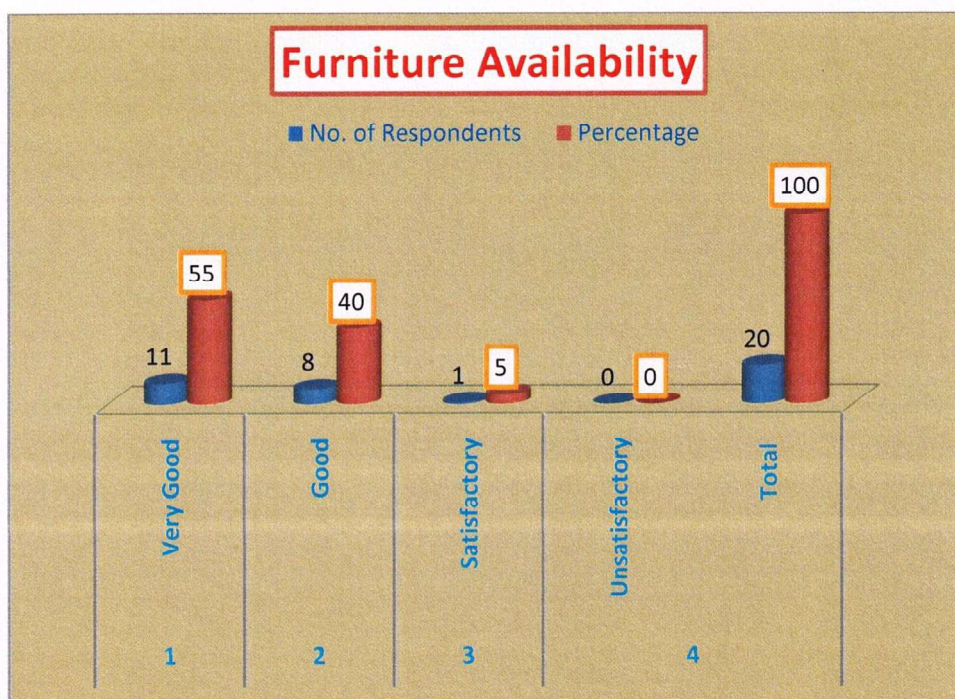
The above table and figure no. 1 shows the students feedback on room cleaning in boys. It is observed that 50% respondents think that the room cleaning in boys hotel is very good followed by 45% remarks as it is good, 5% said it is satisfactory and there is no response regarding unsatisfactory option about room cleaning.



Table No. 2
Furniture Availability

Sr. No.	Particular	No. of Respondents	Percentage
1	Very Good	11	55
2	Good	8	40
3	Satisfactory	1	5
4	Unsatisfactory	0	0
	Total	20	100

Figure No. 2



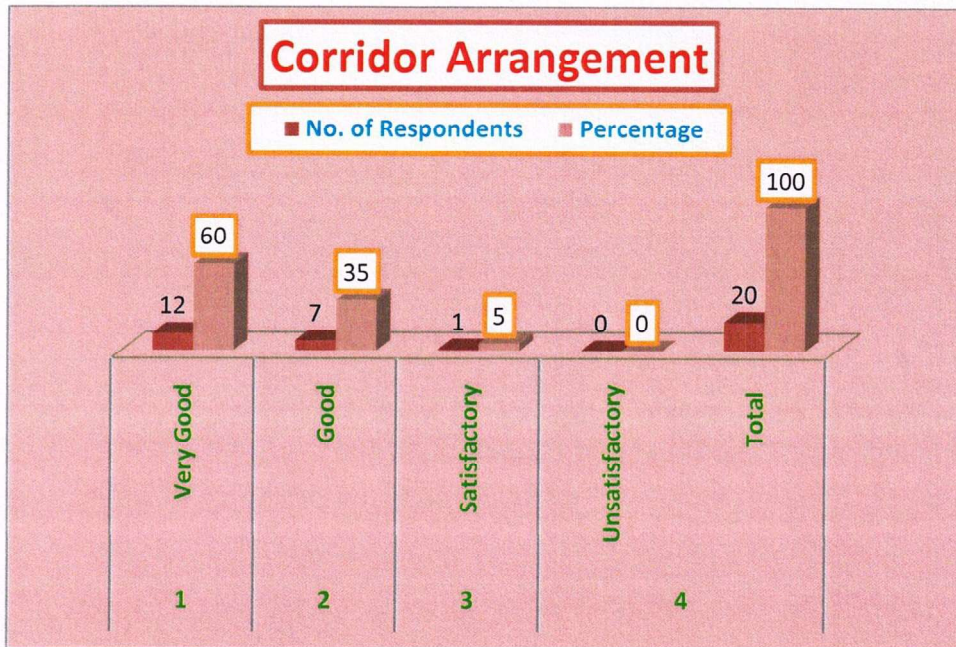
The above table & figure no. 2 shows the responses regarding furniture available in boy's hostel. It is observed that highest 55% respondents says it is very good, followed by 40% respondents thinks it is good and 5% opined as it is satisfactory whereas 0% respondents replied as it is unsatisfactory.



Table No. 3
Corridor Arrangement

Sr. No.	Particular	No. of Respondents	Percentage
1	Very Good	12	60
2	Good	7	35
3	Satisfactory	1	5
4	Unsatisfactory	0	0
	Total	20	100

Figure No. 3



The above table & figure no. 3 highlights the responses regarding corridor arrangement in boy's hostel. It is observed that maximum 60% respondents says that the corridor arrangement in boys hostel is very good followed by 35 % respondents opined as it is good and 5% said it is satisfactory whereas there is nil responses for unsatisfactory option.

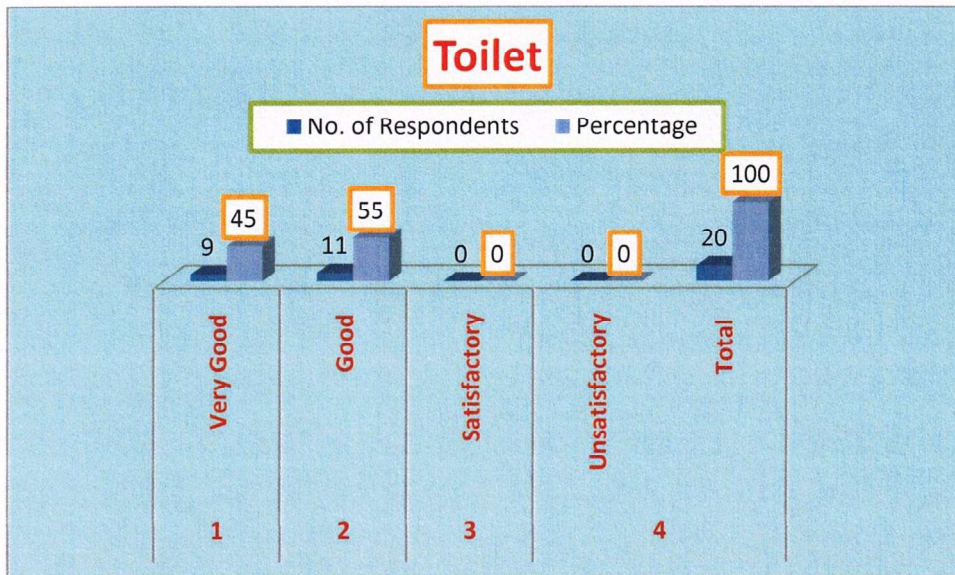


Table No. 4

Toilet

Sr. No.	Particular	No. of Respondents	Percentage
1	Very Good	9	45
2	Good	11	55
3	Satisfactory	0	0
4	Unsatisfactory	0	0
	Total	20	100

Figure No. 4



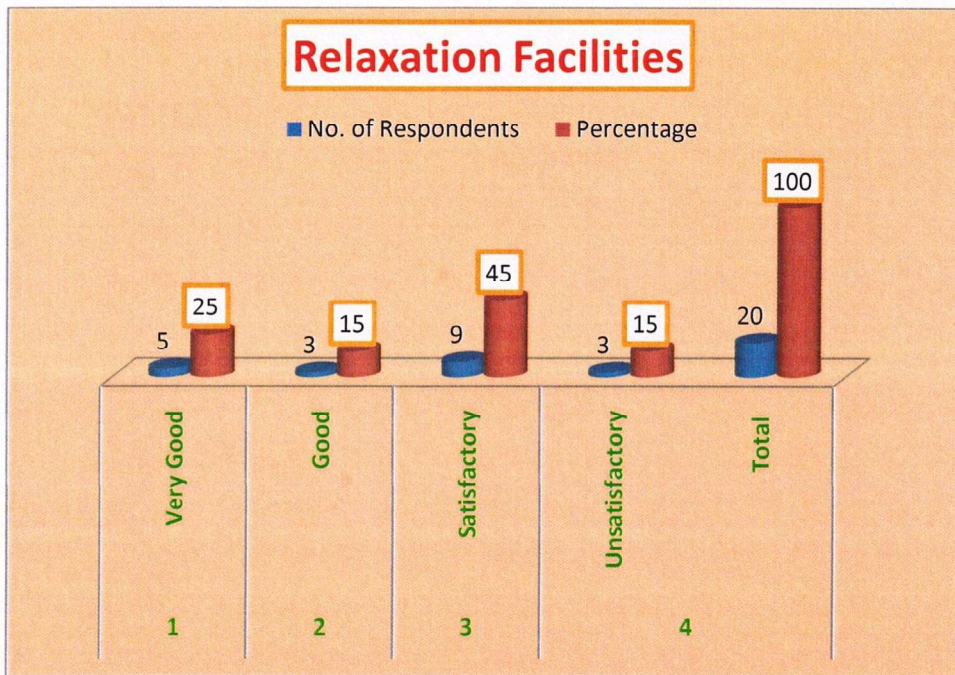
The above table & figure no. 04 indicates the responses regarding Toilet facility available in boy's hostel. It is observed that maximum 55% respondents say that the toilet in boys hostel is good followed by 45% replied as it is very good. It is remarkable that there is no response noted for satisfactory and unsatisfactory option.



Table No. 5
Relaxation Facility

Sr. No.	Particular	No. of Respondents	Percentage
1	Very Good	5	25
2	Good	3	15
3	Satisfactory	9	45
4	Unsatisfactory	3	15
	Total	20	100

Figure No. 5



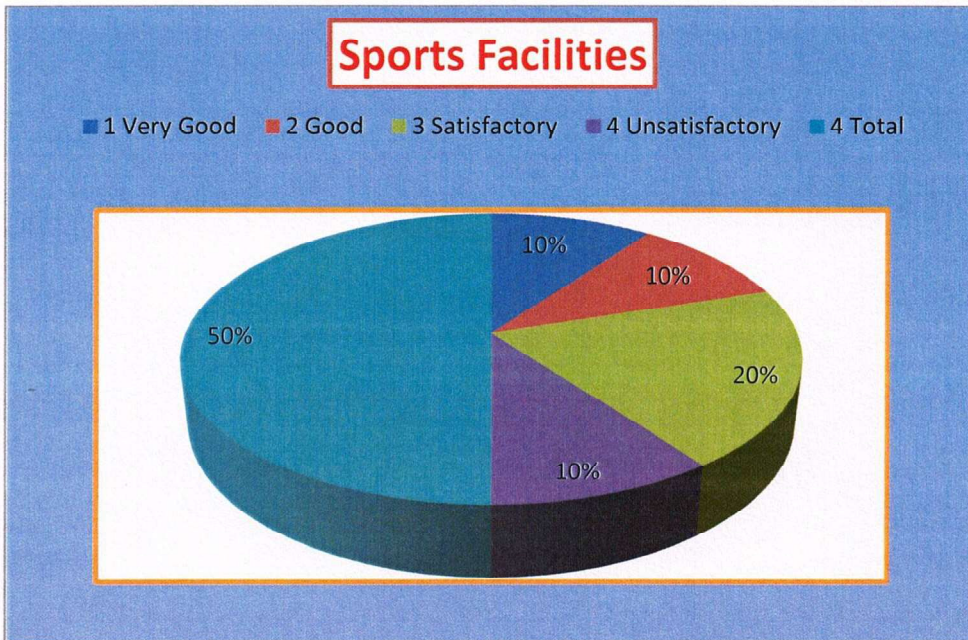
The above table & figure no. 05 highlights the information regarding relaxation facilities available in boy's hostel. It is found that majority of respondents (45%) opined that the relaxation facility available in boys hostel is satisfactory followed by 25% respondents says it is very good and 15% respondents thinks it is good whereas 15% respondents replied as it is unsatisfactory.



Table No. 6
Sports Facilities

Sr. No.	Particular	No. of Respondents	Percentage
1	Very Good	4	20
2	Good	4	20
3	Satisfactory	8	40
4	Unsatisfactory	4	20
	Total	20	100

Figure No. 6



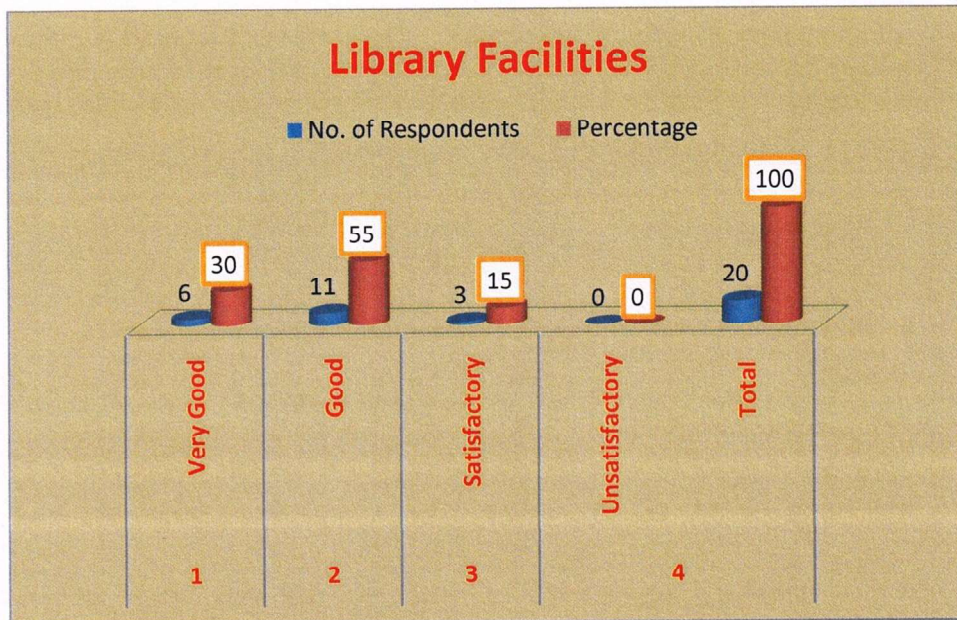
The above table & figure no. 06 shows the information regarding sports facilities available in boy's hostel. It is observed maximum (40%) respondents think that it is satisfactory, whereas all other options (very good, good and unsatisfactory) selected by equal number (20%) of respondent's.



Table No. 7
Library Facilities

Sr. No.	Particular	No. of Respondents	Percentage
1	Very Good	6	30
2	Good	11	55
3	Satisfactory	3	15
4	Unsatisfactory	0	0
	Total	20	100

Figure No. 7



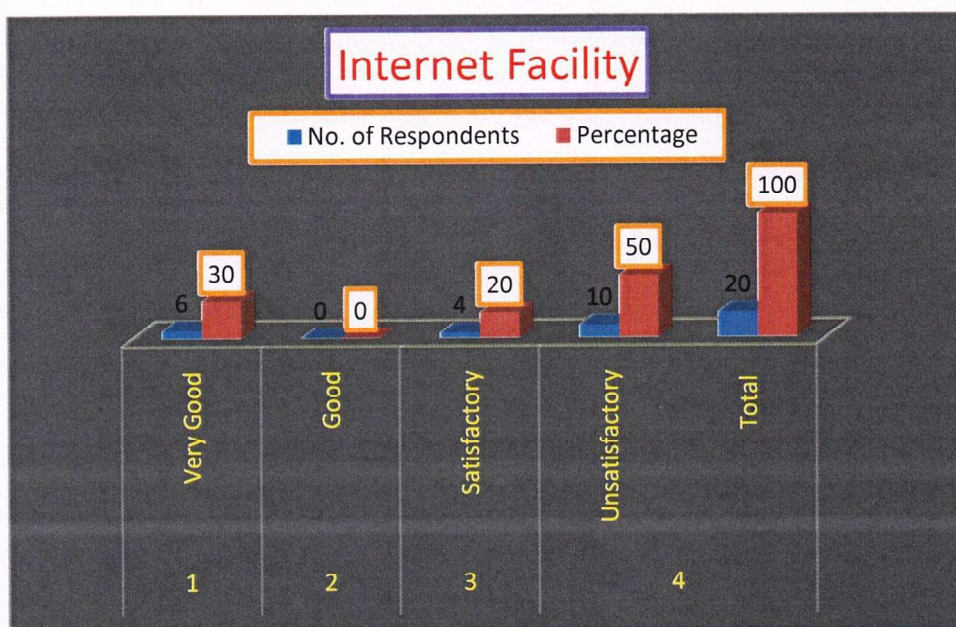
The above table & figure no. 07 indicates the information regarding library facilities. It is found that highest number of (55%) respondents says that the library facilities available in boys hostel is found good, followed by 30% respondents says it is very good and 15% said it is satisfactory.



Table No. 8
Internet Facility

Sr. No.	Particular	No. of Respondents	Percentage
1	Very Good	6	30
2	Good	0	0
3	Satisfactory	4	20
4	Unsatisfactory	10	50
	Total	20	100

Figure No. 8




The table & figure no. 7 indicates the student's responses regarding internet facility available in hostel. It is found that majority 50% respondents noticed as it is unsatisfactory, followed by 30% says it is very good and 20% opined it is satisfactory.



Table No. 9
Hostel Surrounding

Sr. No.	Particular	No. of Respondents	Percentage
1	Very Good	8	40
2	Good	9	45
3	Satisfactory	3	15
4	Unsatisfactory	0	0
	Total	20	100

Figure No. 9



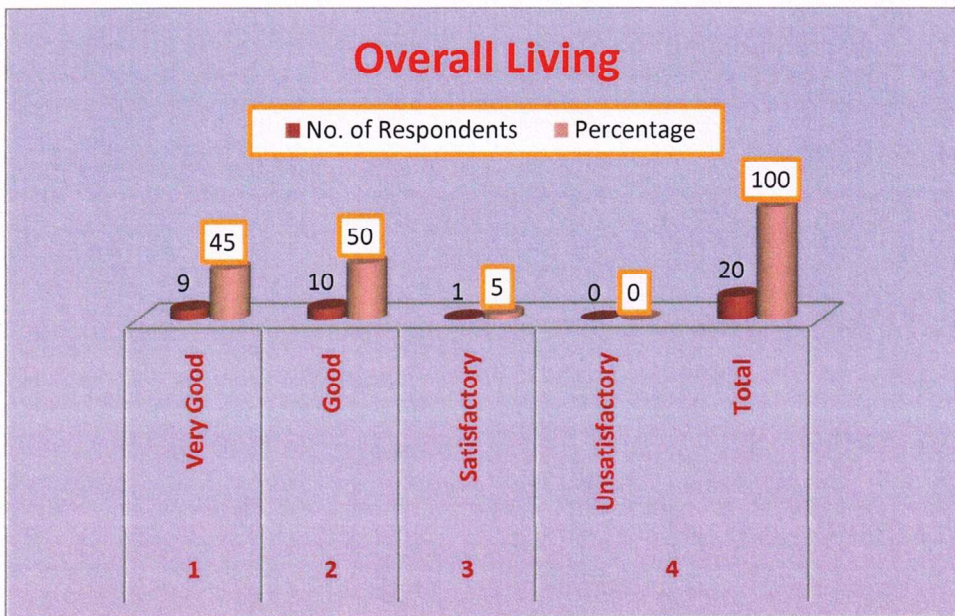
The table & figure no. 9 shows the responses of students in respect of hostel surrounding. It is found that maximum (45%) respondents opined that it is good, 40% says it is very good and 15% respondents remarked it is satisfactory whereas nobody says it is as unsatisfactory.



Table No. 10
Overall living

Sr. No.	Particular	No. of Respondents	Percentage
1	Very Good	9	45
2	Good	10	50
3	Satisfactory	1	5
4	Unsatisfactory	0	0
	Total	20	100

Figure No. 10



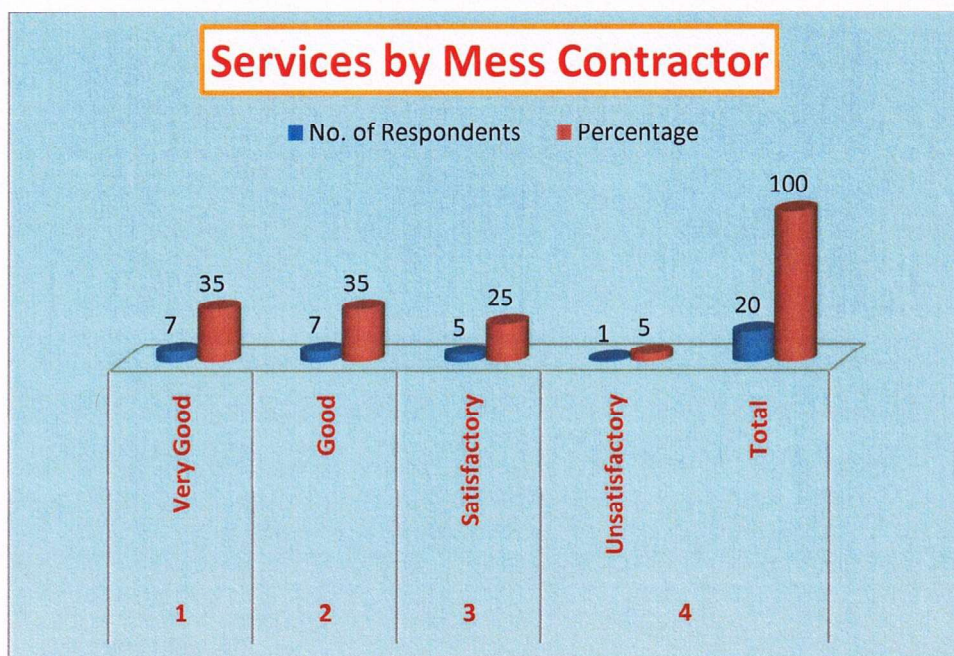
The above table & figure no. 10 shows the feedback of students about overall living in boy's hostel. It is remarkable here that 50% respondent says it is good, followed by 45% thinks it is very good and 5% opined it is satisfactory. Nobody select the option unsatisfactory.



Table No. 11
Services by Mess Contractor

Sr. No.	Particular	No. of Respondents	Percentage
1	Very Good	7	35
2	Good	7	35
3	Satisfactory	5	25
4	Unsatisfactory	1	5
	Total	20	100

Figure No. 11



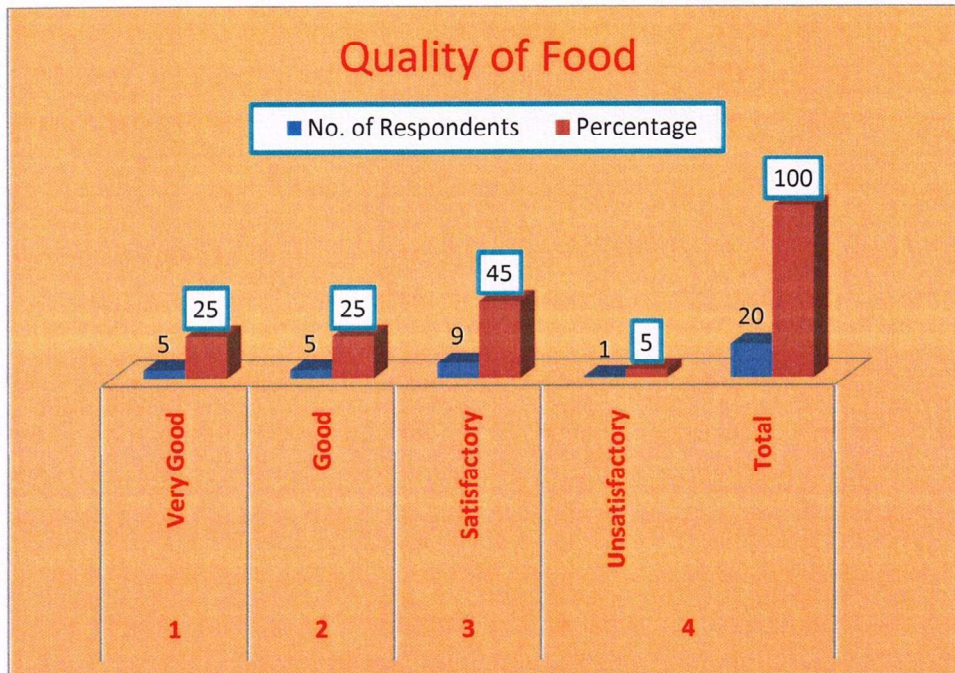
The above table & figure no. 11 highlights the feedback of students regarding services provided by mess contractor in boy's hostel. It is observed that 35% respondents think that the services by mess contractor is very good, 35% opined it is good, 25% respondents say it is satisfactory whereas only 5% think it is unsatisfactory.



Table No. 12
Quality of Food

Sr. No.	Particular	No. of Respondents	Percentage
1	Very Good	5	25
2	Good	5	25
3	Satisfactory	9	45
4	Unsatisfactory	1	5
	Total	20	100

Figure No. 12




The above table & figure no. 12 highlights the feedback of students regarding quality of food in boy's hostel. It is observed that 45% respondents think that the quality of the food is satisfactory, 25% respondents chosen the option very good & good, 5% respondents say it is unsatisfactory.



Table No. 13
Kitchen and Dining Hall Hygiene

Sr. No.	Particular	No. of Respondents	Percentage
1	Very Good	6	30
2	Good	11	55
3	Satisfactory	3	15
4	Unsatisfactory	0	0
	Total	20	100

Figure No. 13



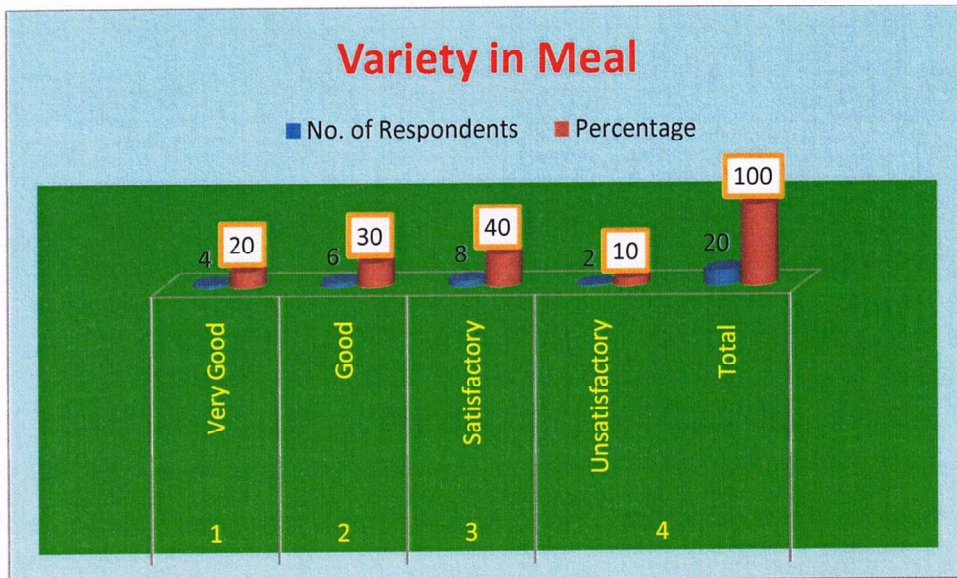
The above table & figure no. 13 highlights the feedback of students regarding Kitchen and Dining Hall Hygiene in boy's hostel. It is observed that 55% respondents think that the Kitchen and Dining Hall Hygiene is good, 30% respondents says it is very good, 15% respondents say it is satisfactory whereas there is no response for unsatisfactory.



Table No. 14
Variety in Meal

Sr. No.	Particular	No. of Respondents	Percentage
1	Very Good	4	20
2	Good	6	30
3	Satisfactory	8	40
4	Unsatisfactory	2	10
	Total	20	100

Figure No. 14



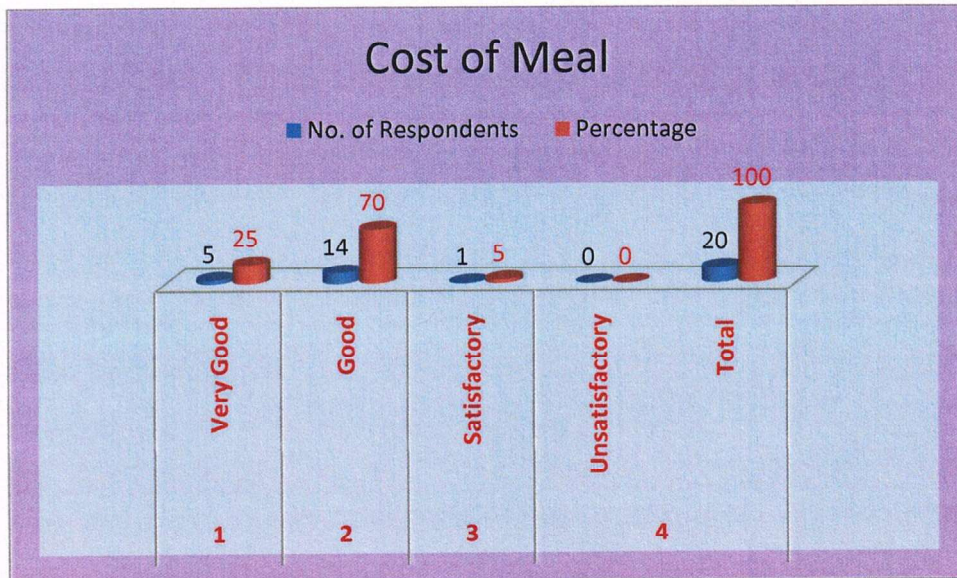
The above table & figure no. 14 highlights the feedback of students regarding Variety in Meal in boy's hostel. It is observed that maximum 40% respondents think that the variety in meal is satisfactory, 30% respondents says it is good, 20% respondents say it is very good whereas 10% respondents says unsatisfactory.



Table No. 15
Cost of Meal

Sr. No.	Particular	No. of Respondents	Percentage
1	Very Good	5	25
2	Good	14	70
3	Satisfactory	1	5
4	Unsatisfactory	0	0
	Total	20	100

Figure No. 15



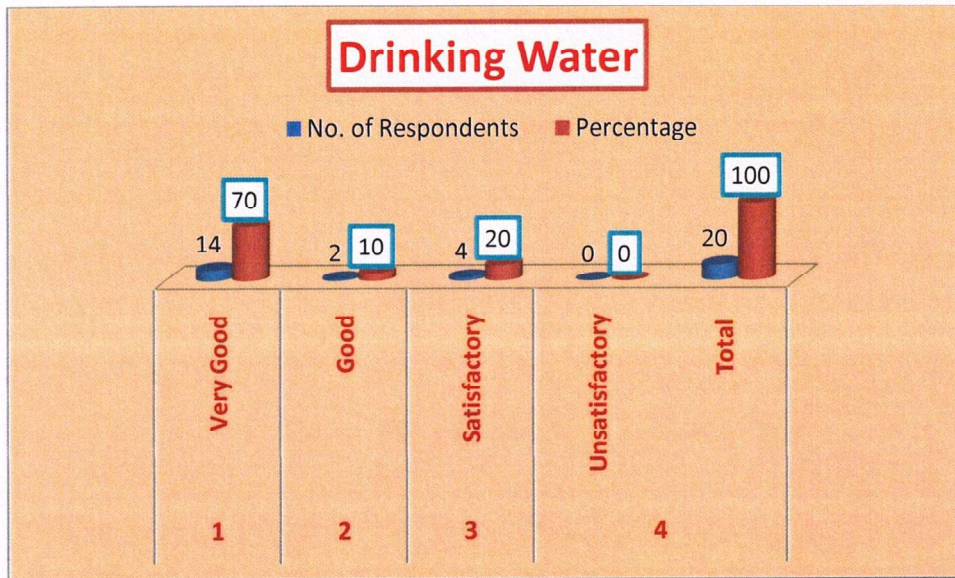
The above table & figure no. 15 highlights the feedback of students regarding cost of meal in boy's hostel. It is observed that maximum 70% respondents think that the cost of meal is good, 25% respondents says it is very good, 05% respondents say it is satisfactory whereas there is no responses for unsatisfactory option.



Table No. 16
Drinking Water

Sr. No.	Particular	No. of Respondents	Percentage
1	Very Good	14	70
2	Good	2	10
3	Satisfactory	4	20
4	Unsatisfactory	0	0
	Total	20	100

Figure No. 16



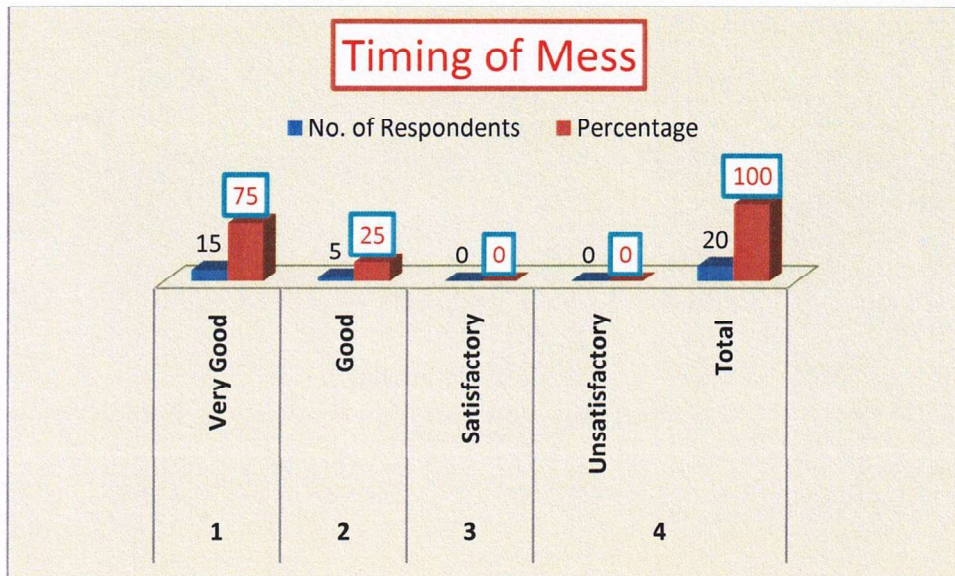
The above table & figure no. 16 shows the feedback of students about drinking water facility in boy's hostel. It is remarkable here that 70% respondent says it is very good, followed by 20% thinks it is satisfactory and 10% opined it is good. Nobody select the option unsatisfactory.



Table No. 17
Timing of Mess

Sr. No.	Particular	No. of Respondents	Percentage
1	Very Good	15	75
2	Good	5	25
3	Satisfactory	0	0
4	Unsatisfactory	0	0
	Total	20	100

Figure No. 17



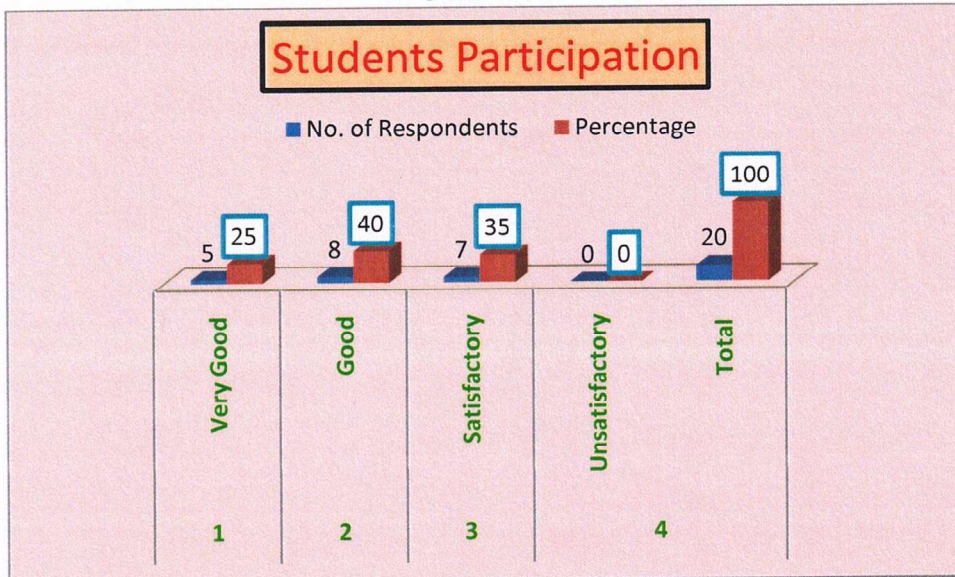
The above table & figure no. 17 highlights the feedback of students regarding timing of mess in boy's hostel. It is observed that maximum 75% respondents think that the timing of mess in boys hostel is very good, 25% respondents says it is good, there is no responses for satisfactory and unsatisfactory option.



Table No. 18
Students Participation

Sr. No.	Particular	No. of Respondents	Percentage
1	Very Good	5	25
2	Good	8	40
3	Satisfactory	7	35
4	Unsatisfactory	0	0
	Total	20	100

Figure No. 18




The above table & figure no. 18 shows the feedback of students about student's participation in boy's hostel. It is remarkable that 40% respondent says it is good, followed by 35% thinks it is satisfactory and 25% opined it is very good. Nobody select the option unsatisfactory.



Table No. 19
Seating Arrangement

Sr. No.	Particular	No. of Respondents	Percentage
1	Very Good	6	30
2	Good	8	40
3	Satisfactory	6	30
4	Unsatisfactory	0	0
	Total	20	100

Figure No. 19




The above table & figure no. 19 highlights the feedback of students regarding seating arrangement in boy's hostel. It is observed that maximum 40% respondents think that the seating arrangement is good, very good satisfactory option selected by equal number of respondents (30 each), there is no responses for unsatisfactory option.



Table No. 20
Insects Removal Arrangement

Sr. No.	Particular	No. of Respondents	Percentage
1	Very Good	6	30
2	Good	6	30
3	Satisfactory	8	40
4	Unsatisfactory	0	0
	Total	20	100

Figure No. 20



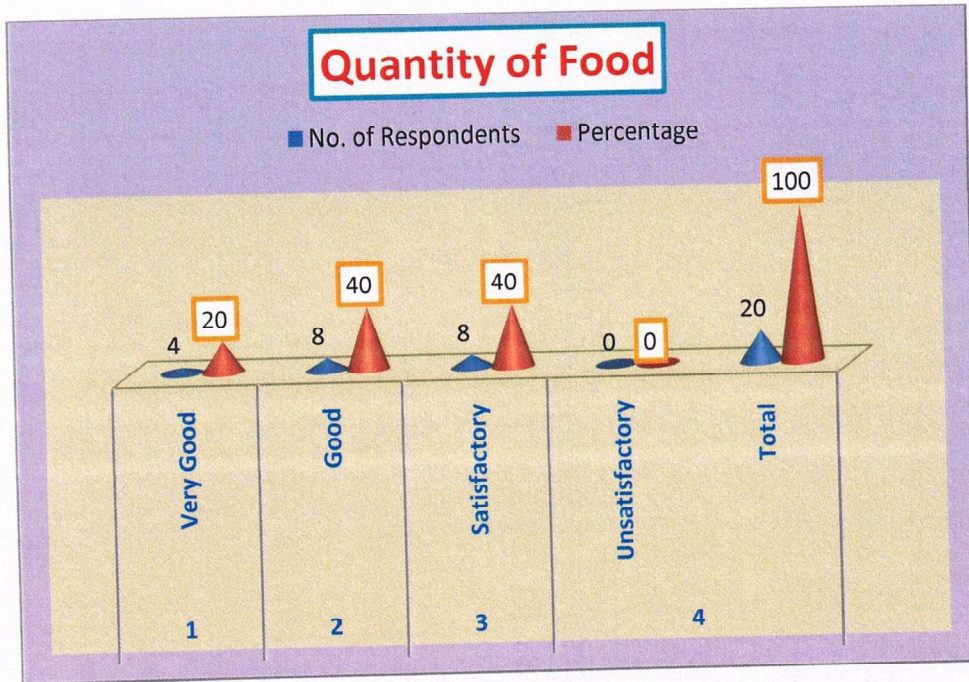
The above table & figure no. 20 highlights the feedback of students regarding insect's removal arrangement in boy's hostel. It is observed that maximum 40% respondents think that the insect's removal arrangement in boy's hostel is satisfactory, very good and good option get 30% responses each whereas there are no responses for unsatisfactory option.



Table No. 21
Quantity of Food

Sr. No.	Particular	No. of Respondents	Percentage
1	Very Good	4	20
2	Good	8	40
3	Satisfactory	8	40
4	Unsatisfactory	0	0
	Total	20	100

Figure No. 21



The above table & figure no. 21 indicates the feedback of students regarding quantity of food in boy's hostel. It is observed that 40% respondents think that the quantity of food in boy's hostel is good, 40% think it is satisfactory, 20% respondents says very good in this respect whereas there are no responses for unsatisfactory option.

Mital
IQAC Coordinator
Co-ordinator,
IQAC, Deogiri College,
Aurangabad.



Shank
Principal
Principal
Deogiri College,
Aurangabad.



Action Taken Report

The collected data were analyzed and feedback report was shared with Hostel Committee Members/Coordinators/Officials for further appropriate action and decision making. On the basis of analysis and interpretation of data following suggestions were given to make further improvements in following facilities provided by the Boys Hostel.

- 1) To make improvements in relaxation facilities.
- 2) To improve the sports and internet facility.
- 3) To provide variety in meal and make improvements in services provided by mess contractor.

IQAC Coordinator
Co-ordinator,
IQAC, Deogiri College,
Aurangabad.



Principal
Principal
Deogiri College,
Aurangabad.



**Marathwada Shikshan Prasarak Mandal's
DEOGIRI COLLEGE, AURANGABAD**



INTERNAL QUALITY ASSURANCE CELL



FEEDBACK ANALYSIS

**FEEDBACK ON BOYS HOSTEL
2017-2018**



Survey Regarding Boys Hostel – 2017-2018

In Academic year 2017-2018 the offline survey were conducted to collect the feedback regarding Boys Hostel of the college. In this survey 42 students marked their responses about Boys Hostel facility. Following are some aspects are used to collect the student's feedback about Boys Hostel.

- 1) Furniture availability
- 2) Corridor Arrangement
- 3) Toilet
- 4) Library facilities (Newspaper, Magazines, Books)
- 5) Hostel surrounding (e.g. Garden, Hygiene)
- 6) Services by Mess contractor
- 7) Kitchen and dining hall hygiene
- 8) Variety in meal
- 9) Cost of meal
- 10) Timing of Mess



Summary of Feedback of Boys Hostel

Academic Year 2017-2018

Sr. No.	Parameters	Very Good	Percentage	Good	Percentage	Satisfactory	Percentage	Unsatisfactory	Percentage
1	Furniture availability	31	73.80	09	21.43	02	4.76	0	0
2	Corridor Arrangement	33	78.57	08	19.05	01	2.38	0	0
3	Toilet	26	61.90	14	33.33	02	4.76	0	0
4	Library Facilities	17	40.48	14	33.33	06	14.29	05	11.90
5	Hostel Surrounding	27	64.29	12	28.57	03	7.14	0	0
6	Services by Mess contractor	10	23.81	14	33.33	07	16.66	11	26.19
7	Kitchen and Dining Hall hygiene	14	33.33	17	40.48	06	14.2	05	11.90
8	Variety in meal	04	9.52	16	38.10	12	28.57	10	23.81
9	Cost of Meal	13	30.95	17	40.48	06	14.29	06	14.29
10	Timing of mess	18	42.85	16	38.10	04	9.52	04	9.52



Analysis and Interpretation of data:

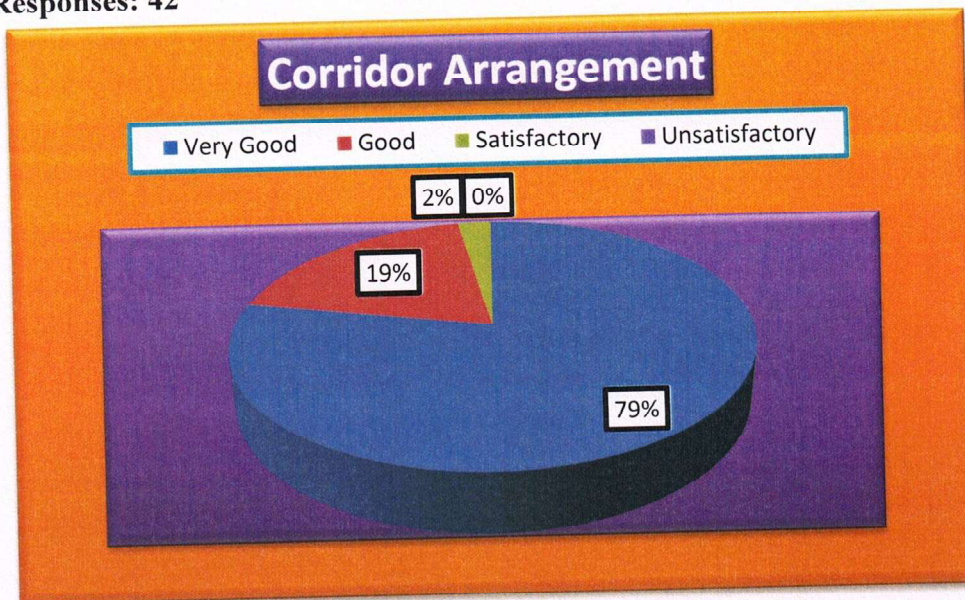
1. Furniture Availability

Responses = 42



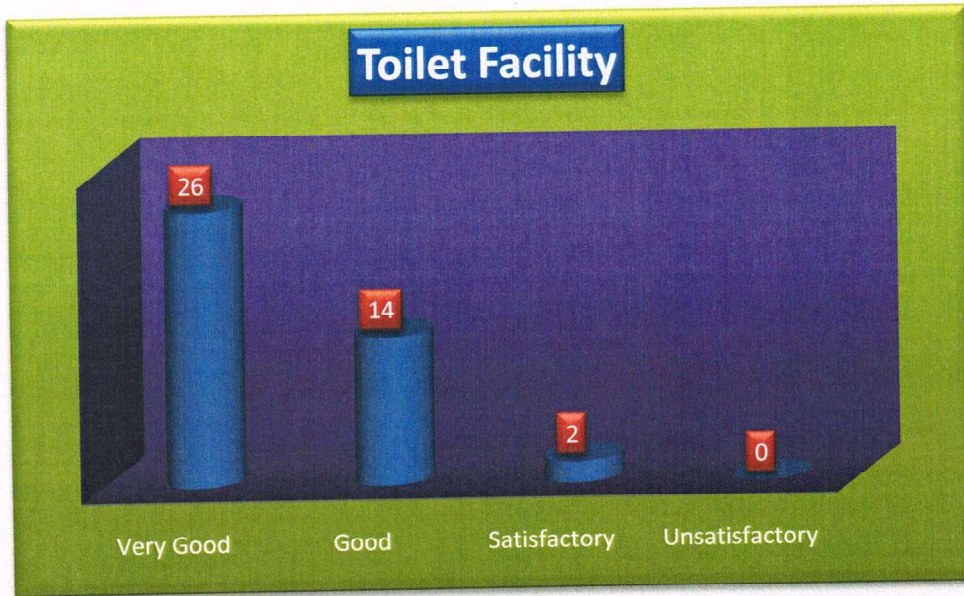
2. Corridor Arrangement:

Responses: 42






3. Toilet:
Responses: 42



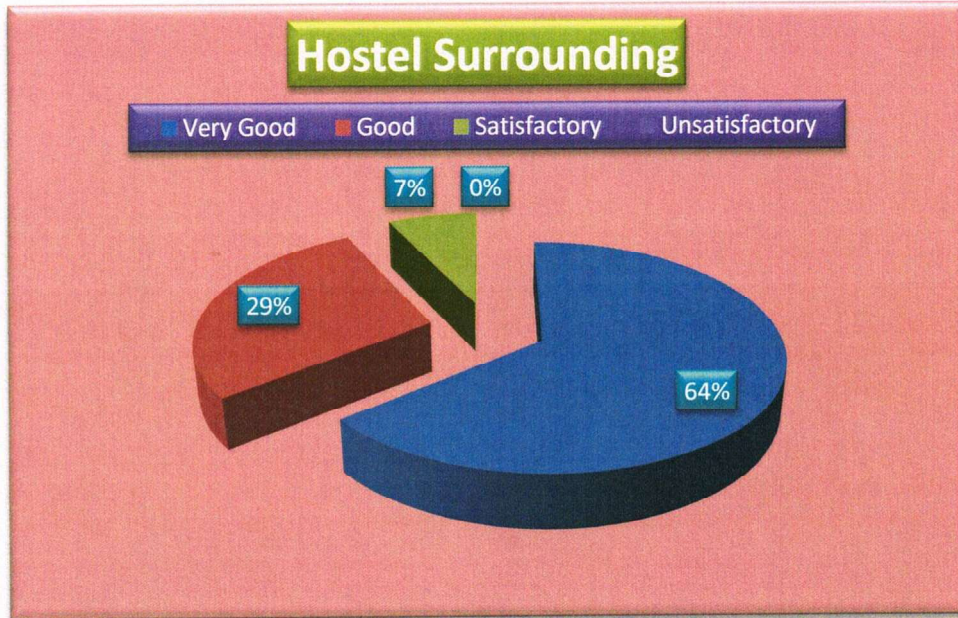
4) Library facilities:
Responses: 42





5) Hostel Surroundings

Responses: 42



6) Services by Mess Contractor:

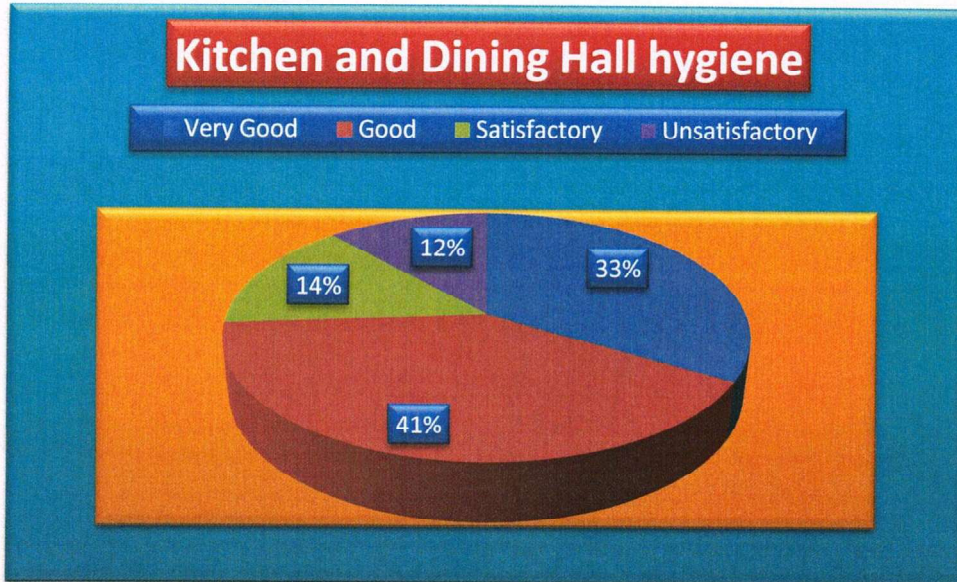
Responses:





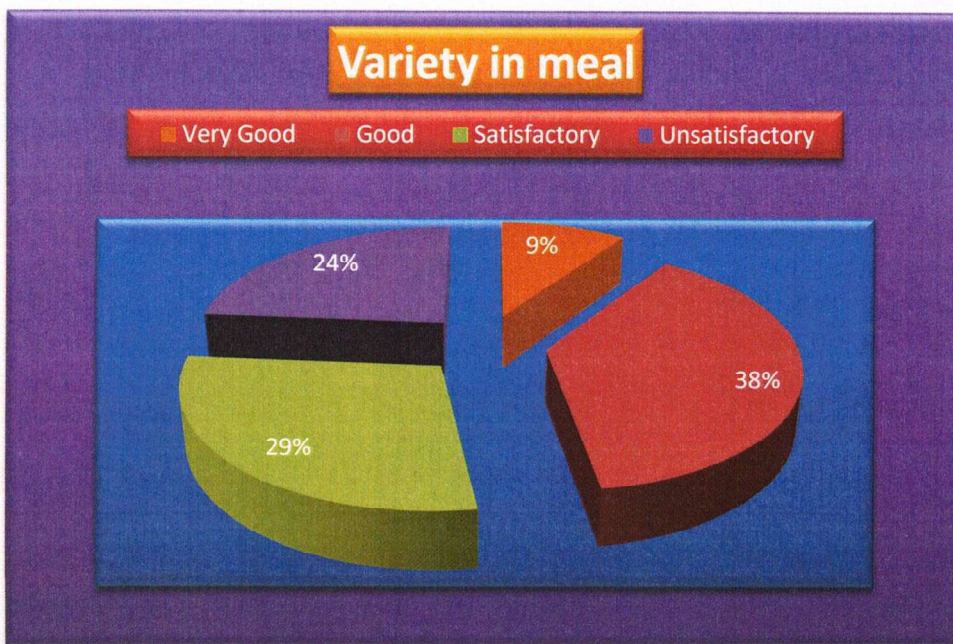
7) Kitchen and Dining Hall hygiene

Responses: 42



8) Variety in Meal:

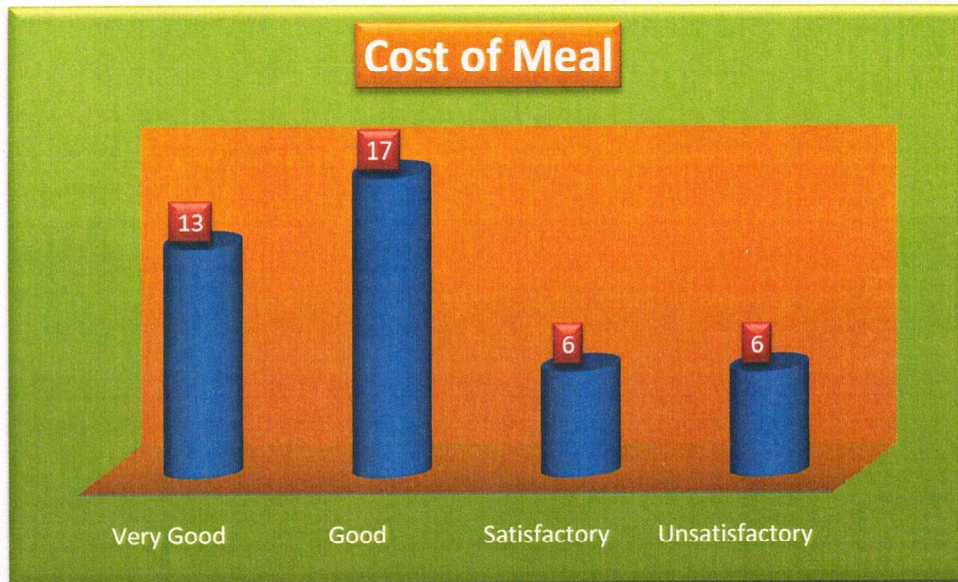
Responses: 42





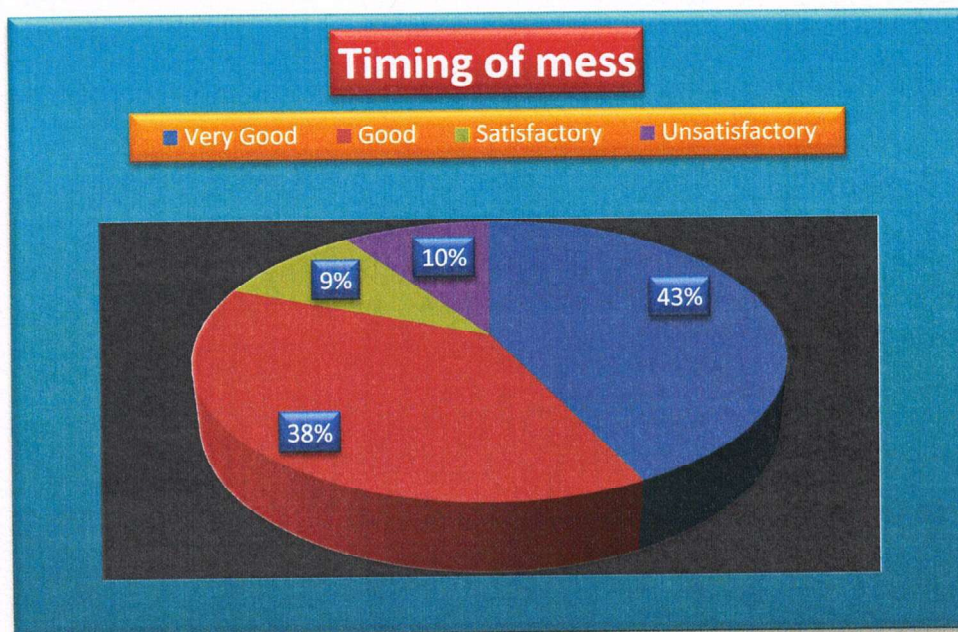
9) Cost of Meal:

Responses: 42



10) Timing of Mess:

Responses: 42





Details of Responses:

1. In the responses regarding furniture available in boy's hostel, it is observed that highest 73.80% respondents says it is very good followed by 21.43% respondents thinks it is good and 4.76 says it is satisfactory whereas responses not received to unsatisfactory option in this case.
2. Figure no. 2 highlights the responses regarding corridor arrangement in boy's hostel. It is observed that maximum 78.57 % respondents says that the corridor arrangement in boys hostel is very good followed by 19.05% respondents opined as it is very good and 2.38% says it is satisfactory.
3. Figure no. 03 indicates the responses regarding Toilet facility available in boy's hostel. It is observed that maximum 61.90% respondents says that the toilet in boys hostel is good followed by 33.33% and 4.76% respondents opined as it is satisfactory.
4. Figure no. 04 highlights the information regarding library facilities available in boy's hostel. It is found that majority 40.48% of respondents opined that the library fees available in boys hostel is very good followed by 33.33% respondents says it is good, 14.29% replied as satisfactory and 11.90% respondents replied as it is unsatisfactory.
5. Figure no. 05 shows the information regarding hostel surrounding. It is observed maximum (64.29%) respondents think that it is very good, followed by 28.57 says it is good and 7.14responded as it is satisfactory.
6. Figure no. 06 indicates the information regarding service provided by mess contractor. It is found that highest 33.33 number of respondents says that the services provided by mess contractor is good, followed by 26.19% respondents says it is unsatisfactory, 23.81% said it is very good whereas 16.66 replied that the service of mess contractor is satisfactory.
7. In the student's responses regarding kitchen and dining hall hygiene, it is found that majority 40.48% respondents noticed the kitchen and dining hall hygiene is good, followed by 33.33% says it is very good and 14.20% opined it is satisfactory whereas 11.90 said it is unsatisfactory.
8. In the responses of students in respect of variety of meal, it is found that maximum (38.10%) respondents opined that it is good, 28.57% says it is satisfactory and 23.81% respondents remarked as unsatisfactory whereas only 9.52% says it is very good.
9. In the feedback of students about cost of meal in boy's hostel mess/canteen, it is remarkable here that 40.48% respondent says it is good, followed by 30.95% thinks it is very good and the equal responses (14.29% & 14.29) received to satisfactory and unsatisfactory.
10. In the feedback of students regarding Timing of Mess in boy's hostel. It is observed that 42.85% respondents think that the timing of the mess is very good, followed by



38.10% opined it is good and equal responses received to satisfactory & unsatisfactory option in this case.

IQAC Coordinator

**Co-ordinator,
IQAC, Deogiri College,
Aurangabad.**



Principal

**Principal
Deogiri College,
Aurangabad.**



Action Taken Report

The data collected in academic year 2017-2018 analyzed and the consolidated feedback report of Boys Hostel was shared with the rector / Hostel in-charge /officials for further appropriate action and decision making in this respect. On the basis of analysis and interpretation of data it was advised to the concern department to improve the following facility provided by the Boys Hostel.

- 1) To improve the services provided by the mess contractor.
- 2) To make improvements in kitchen and dining hall hygiene.
- 3) To provide variety food with fare prices.
- 4) To fix time of mess as per suggestions given by students for their convenience.

IQAC Coordinator
Co-ordinator,
IQAC, Deogiri College,
Aurangabad.



Principal
Principal
Deogiri College,
Aurangabad.

Marathwada Shikshan Prasarak Mandal's
DEOGIRI COLLEGE, AURANGABAD



**Marathwada Shikshan Prasarak Mandal's
DEOGIRI COLLEGE, AURANGABAD**



INTERNAL QUALITY ASSURANCE CELL



FEEDBACK ANALYSIS

**FEEDBACK ON BOYS HOSTEL
2018-2019**



Summary of Feedback of Boys Hostel

Academic Year 2018-2019

Sr. No.	Parameters	Very Good	Percentage	Good	Percentage	Satisfactory	Percentage	Unsatisfactory	Percentage
1	Furniture availability	28	48.27	26	44.83	04	6.90	0	0
2	Corridor Arrangement	31	53.45	24	41.38	03	5.17	0	0
3	Toilet	31	53.45	23	39.66	04	6.90	0	0
4	Library Facilities	23	39.66	26	44.83	05	8.62	04	6.90
5	Hostel Surrounding	30	51.72	21	36.21	04	6.90	03	5.17
6	Services by Mess contractor	10	17.24	19	32.76	11	18.97	18	31.01
7	Kitchen and Dining Hall hygiene	14	24.14	26	44.83	11	18.97	07	12.07
8	Variety in meal	11	18.97	22	37.93	12	20.69	13	22.41
9	Cost of Meal	13	22.41	32	55.17	08	13.79	05	8.62
10	Timing of mess	22	37.93	27	46.55	04	6.90	05	8.62



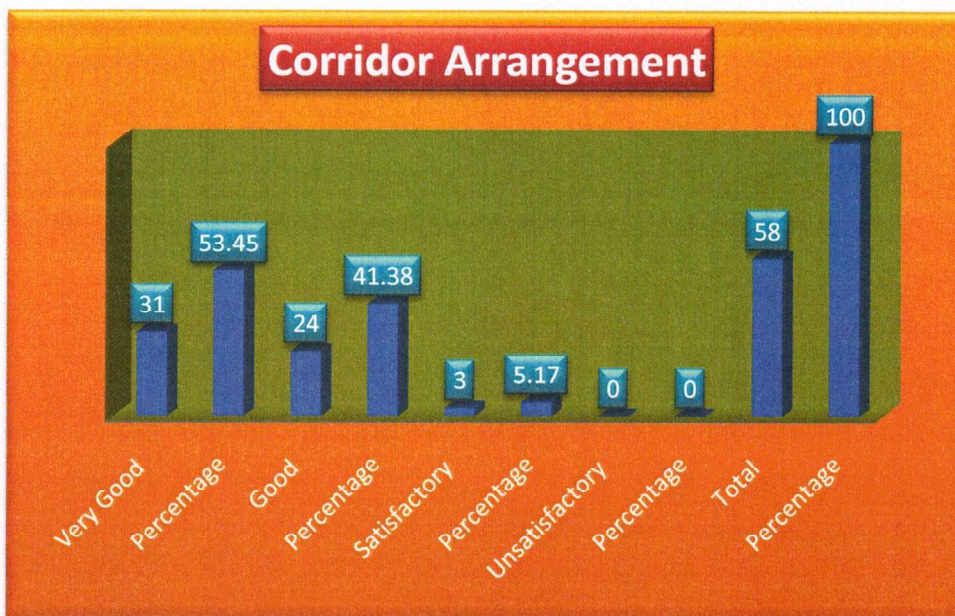
1) Furniture Availability

Responses: 58



2) Corridor Arrangement:

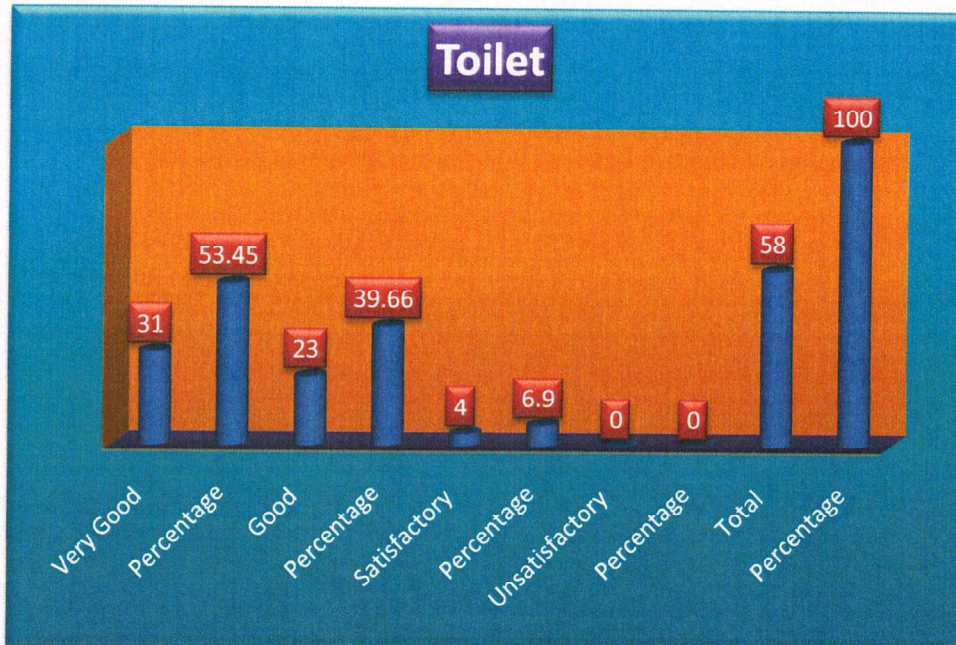
Responses: 58





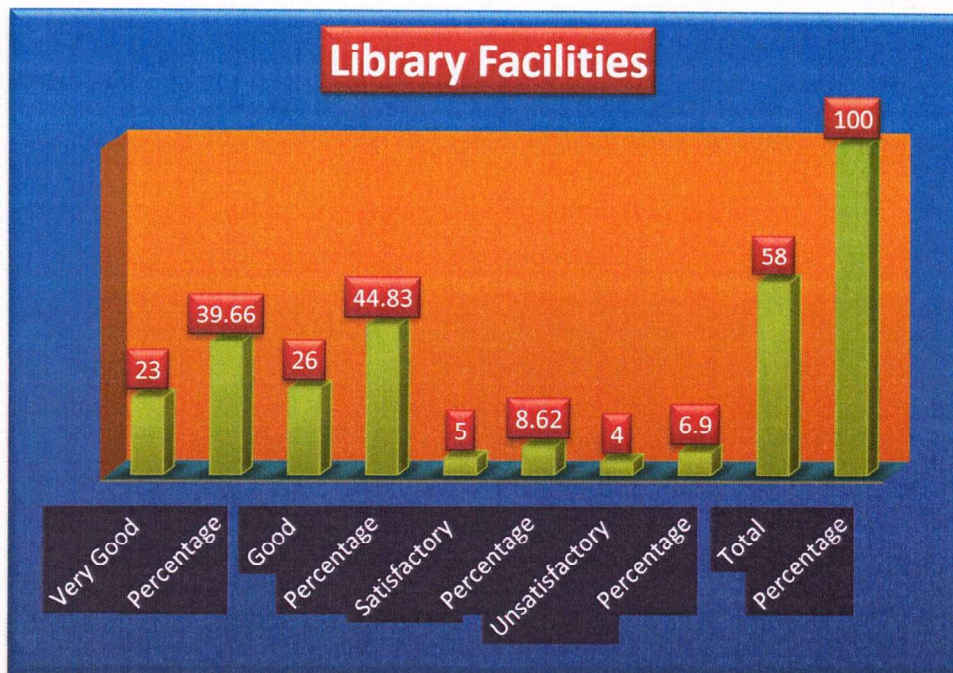
3) Toilet:

Responses: 58




4) Library Facilities:

Response: 58






5) Hostel Surrounding:
Responses: 58

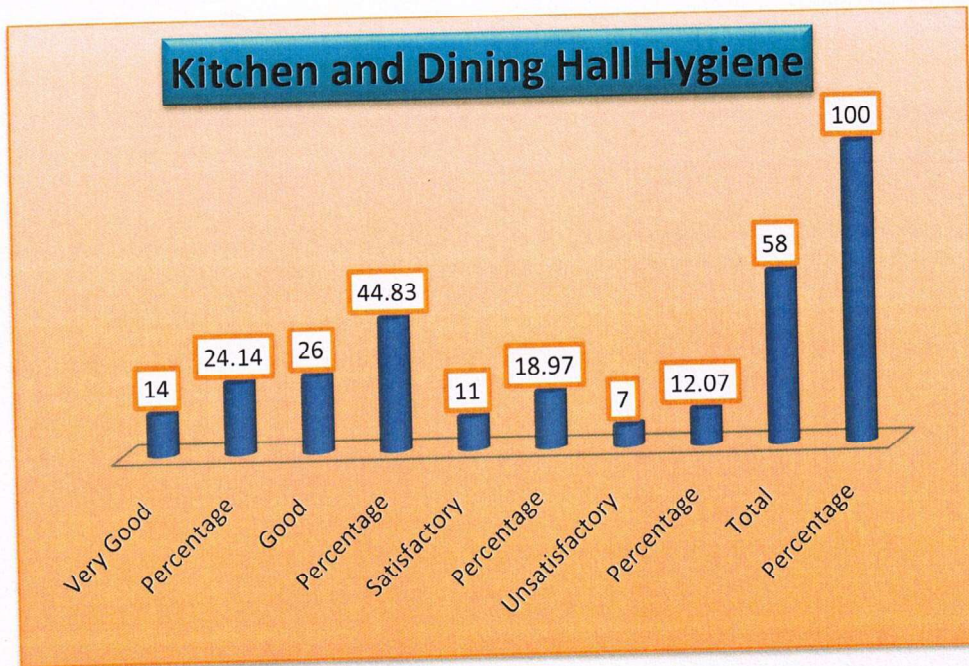


6) Services by Mess Contractor:
Responses: 58

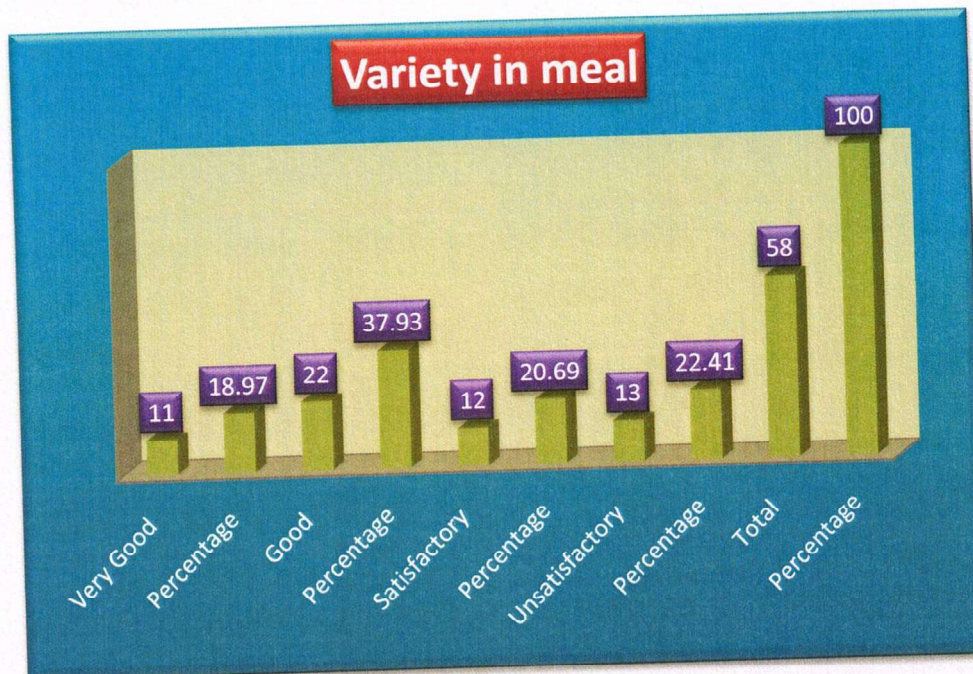




7) Kitchen and Dining Hall Hygiene:
Responses: 58

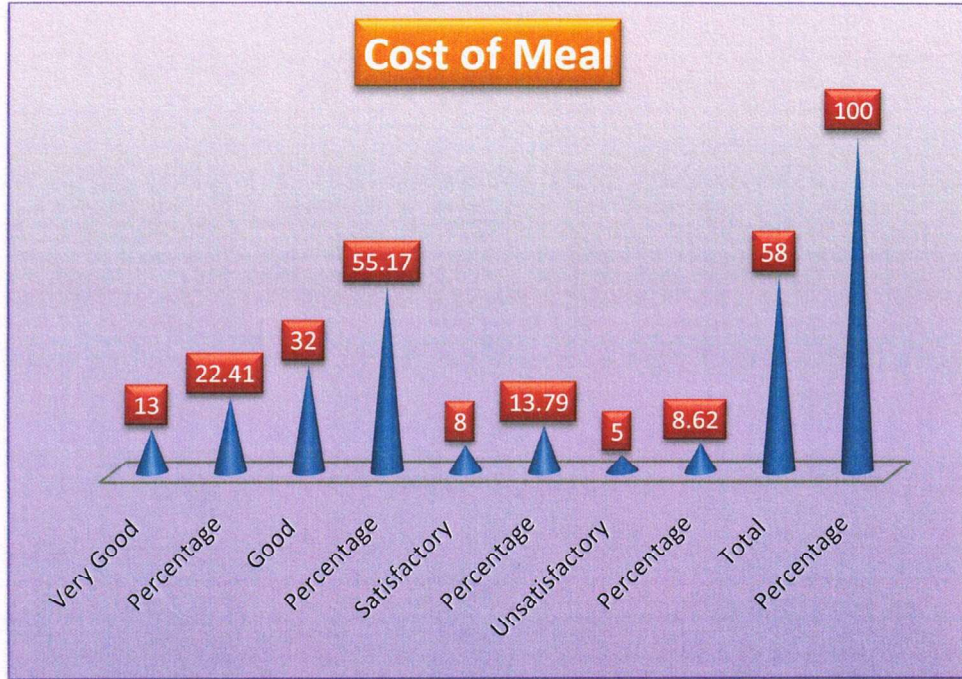


8) Variety in Meal:
Responses: 58

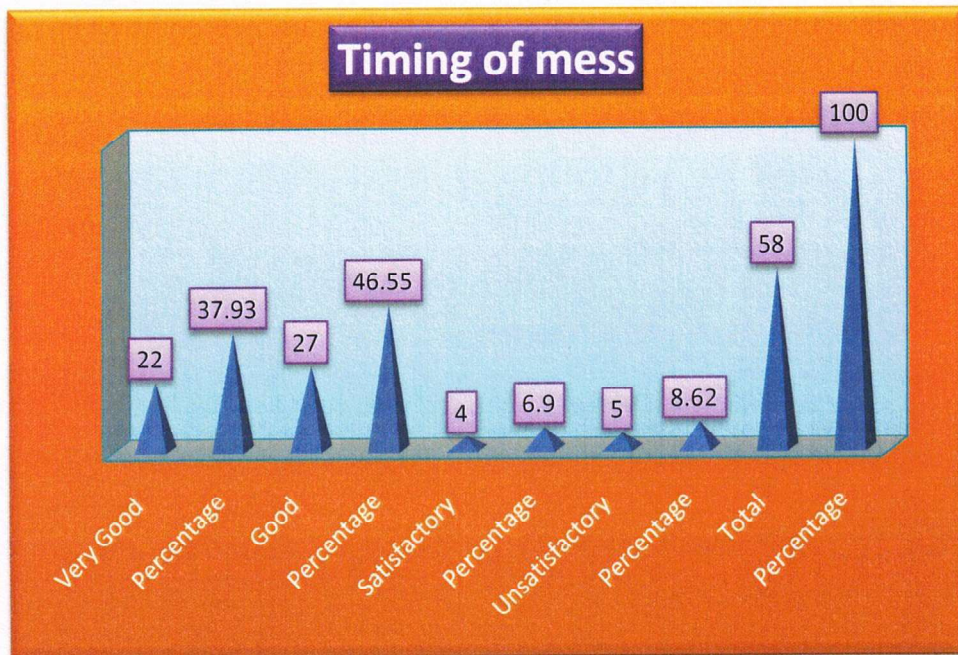




9) Cost of Meal:
Responses: 58



10) Timing of Mess:
Responses: 58





Details of Responses:

1. In the responses regarding furniture available in boy's hostel, it is observed that highest 48.27% respondents says it is very good followed by 44.83% respondents thinks it is good and 6.90% says it is satisfactory whereas responses not received to unsatisfactory option in this case.
2. Figure no. 2 highlights the responses regarding corridor arrangement in boy's hostel. It is observed that maximum 53.45 % respondents says that the corridor arrangement in boys hostel is very good followed by 41.38% respondents opined as it is good and 5.17% says it is satisfactory.
3. Figure no. 03 indicates the responses regarding Toilet facility available in boy's hostel. It is observed that maximum 53.45% respondents says that the toilet in boys hostel is very good, followed by 39.66% replied as good and 6.90% respondents opined as it is satisfactory. Responses not received to unsatisfactory option.
4. Figure no. 04 highlights the information regarding library facilities available in boy's hostel. It is found that majority 44.83% of respondents opined that the library facility available in boy's hostel is good followed by 39.66% respondents says it is very good, 8.62% replied as satisfactory and 6.90% respondents replied as it is unsatisfactory.
5. Figure no. 05 shows the information regarding hostel surrounding. It is observed maximum (51.72%) respondents think that it is very good, followed by 36.21 says it is good and 6.19% responded as it is satisfactory whereas 5.17% responded as unsatisfactory.
6. Figure no. 06 indicates the information regarding service provided by mess contractor. It is found that highest 32.76% number of respondents says that the services provided by mess contractor is good, followed by 31.01% respondents says it is unsatisfactory, 18.97% said it is satisfactory whereas 17.24 replied that the service of mess contractor is very good.
7. In the student's responses regarding kitchen and dining hall hygiene, it is found that majority 44.83% respondents noticed the kitchen and dining hall hygiene is good, followed by 24.14% says it is very good and 18.97% opined it is satisfactory whereas 12.07 said it is unsatisfactory.
8. In the responses of students in respect of variety of meal, it is found that maximum (37.93%) respondents opined that it is good, 22.41% says it is unsatisfactory, 20.69% respondents remarked as satisfactory whereas only 18.97% says it is very good.
9. In the feedback of students about cost of meal in boy's hostel mess/canteen, it is remarkable here that highest 55.17% respondent says it is good, followed by 22.41% thinks it is very good, 13.79 Opined as it is satisfactory and 8.62% respondents given their response as unsatisfactory.



10. In the feedback of students regarding Timing of Mess in boy's hostel. It is observed that maximum 46.55% respondent's think that the timing of the mess is good, followed by 37.93% opined it is very good, 8.62% respondents replied as it is unsatisfactory whereas 6.90% says it is satisfactory.

IQAC Coordinator
Co-ordinator,
IQAC, Deogiri College,
Aurangabad.



Principal
Principal
Deogiri College,
Aurangabad.



Action Taken Report

The data collected in academic year 2018-2019 analyzed and the consolidated feedback report of Boys Hostel was shared with the rector / Hostel in-charge /officials for further appropriate action and decision making in this respect. On the basis of analysis and interpretation of data it was advised to the concern department to improve the following facility provided by the Boys Hostel.

- 1) To make an improvements in the services provided by the mess contractor.
- 2) To pay attention on variety of meal provided in mess with as possible as minimum prices.
- 3) To change the timing of mess as per students preference.
- 4) To make kitchen and dining hall hygiene.
- 5) To improve the library facilities provided by hostel with consultation with the librarian of the college.

IQAC Coordinator

**Co-ordinator,
IQAC, Deogiri College,
Aurangabad.**



**Principal
Deogiri College,
Aurangabad.**

Marathwada Shikshan Prasarak Mandal's
DEOGIRI COLLEGE, AURANGABAD



**Marathwada Shikshan Prasarak Mandal's
DEOGIRI COLLEGE, AURANGABAD**



INTERNAL QUALITY ASSURANCE CELL



FEEDBACK ANALYSIS

**FEEDBACK ON BOYS HOSTEL
2020-2021**



Survey Regarding Boys Hostel – 2020-2021

In Academic year 2020-2021 the online survey were conducted to collect the feedback regarding boy's hostel of the college. In this survey 117 students marked their responses about boy's hostel facility. Following are some aspects are used to collect the student's feedback about canteen facility.

- 1) Furniture availability
- 2) Corridor Arrangement
- 3) Toilet
- 4) Library facilities (Newspaper, Magazines, Books)
- 5) Hostel surrounding (e.g. Garden, Hygiene)
- 6) Services by Mess contractor
- 7) Kitchen and dining hall hygiene
- 8) Variety in meal
- 9) Cost of meal
- 10) Timing of Mess

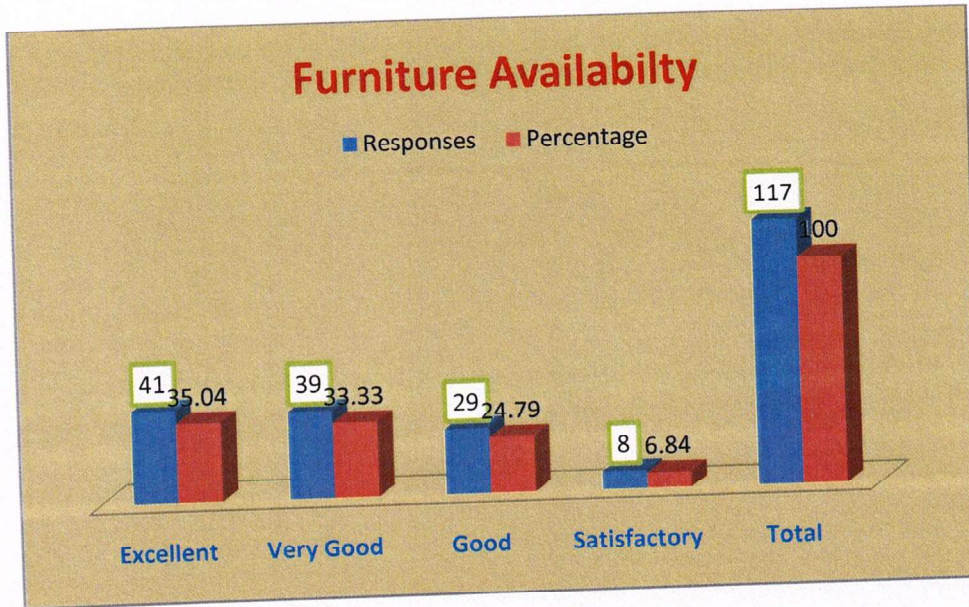


Analysis and Interpretation:

**Table No. 1
Furniture Availability**

Sr. No.	Particulars	Responses	Percentage
1	Excellent	41	35.04
2	Very Good	39	33.33
3	Good	29	24.79
4	Satisfactory	8	6.84
	Total	117	100

Figure No. 1



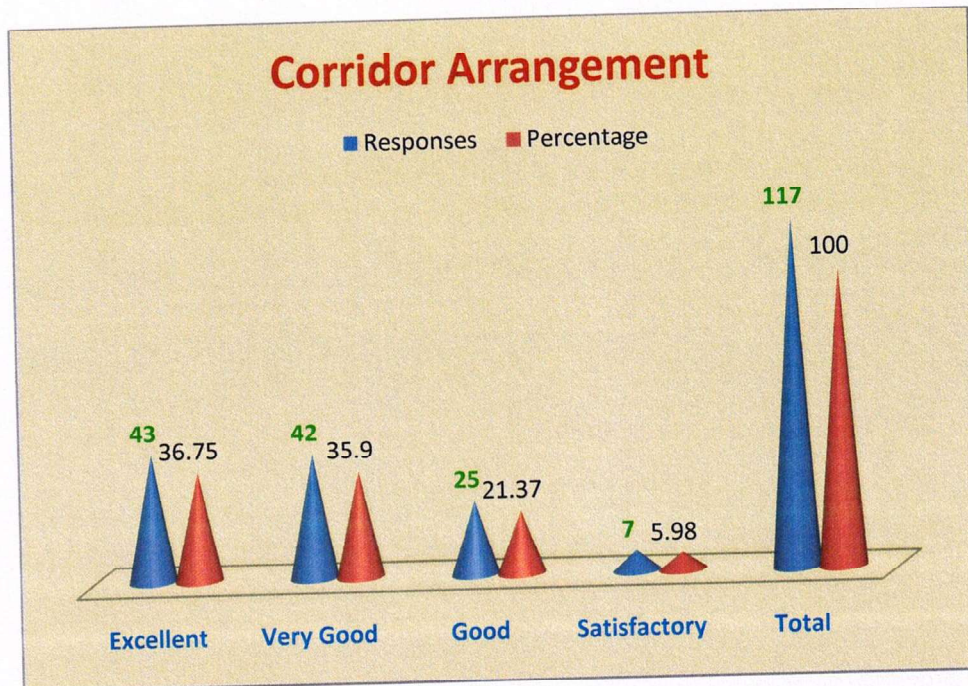
The above table & figure no. 1 shows the responses regarding furniture available in boy's hostel. It is observed that highest 35.04% respondents says it is excellent followed by 33.33% respondents thinks it is very good and 24.79 says it is good whereas 6.84% respondents replied as it is satisfactory.



Table No. 2
Corridor Arrangement

Sr. No.	Particulars	Responses	Percentage
1	Excellent	43	36.75
2	Very Good	42	35.9
3	Good	25	21.37
4	Satisfactory	7	5.98
	Total	117	100

Figure No. 2



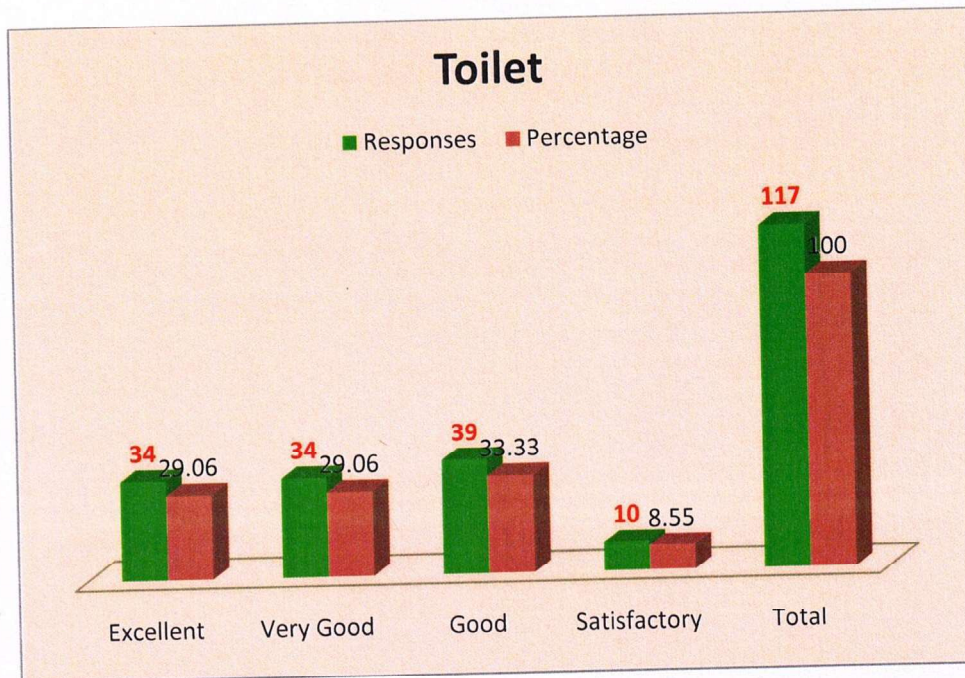
The above table & figure no. 2 highlights the responses regarding corridor arrangement in boy's hostel. It is observed that maximum 36.75% respondents says that the corridor arrangement in boys hostel is excellent followed by 35.9% respondents opined as it is very good and 21.37% says it is good whereas 5.98% respondents replied as it is satisfactory.



Table No. 3
Toilet

Sr. No.	Particulars	Responses	Percentage
1	Excellent	34	29.06
2	Very Good	34	29.06
3	Good	39	33.33
4	Satisfactory	10	8.55
	Total	117	100

Figure No. 3



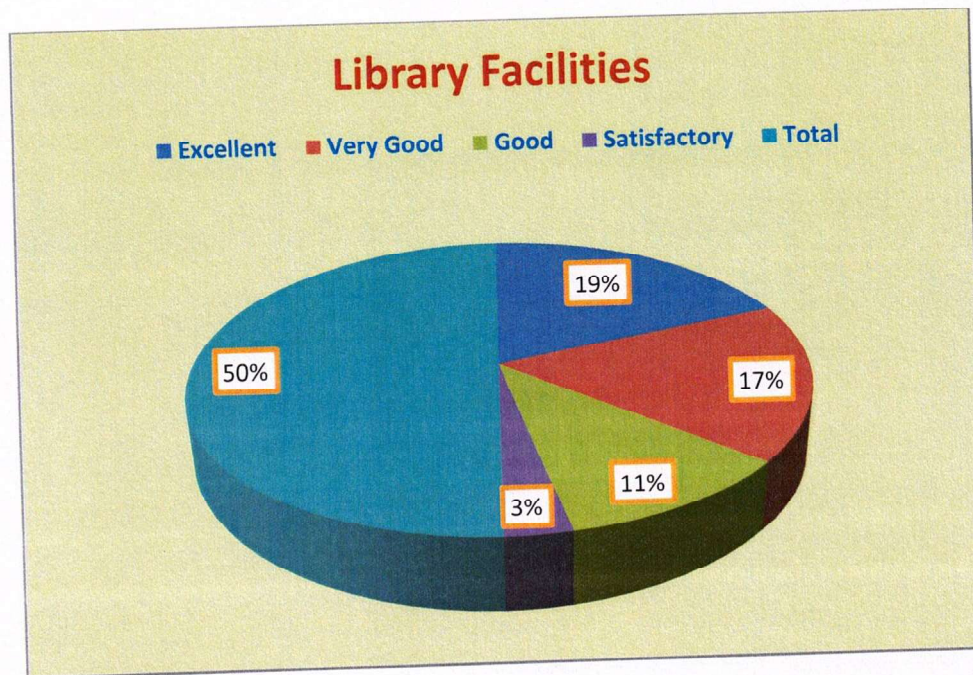
The above table & figure no. 03 indicates the responses regarding Toilet facility available in boy's hostel. It is observed that maximum 33.33% respondents says that the toilet in boys hostel is good followed by 29.06% and 29.06% respondents opined as it is excellent and very good respectively. 8.55% respondents replied as it is satisfactory.



Table No. 4
Library facilities

Sr. No.	Particulars	Responses	Percentage
1	Excellent	45	38.46
2	Very Good	40	34.19
3	Good	25	21.37
4	Satisfactory	7	5.98
	Total	117	100

Figure No. 4



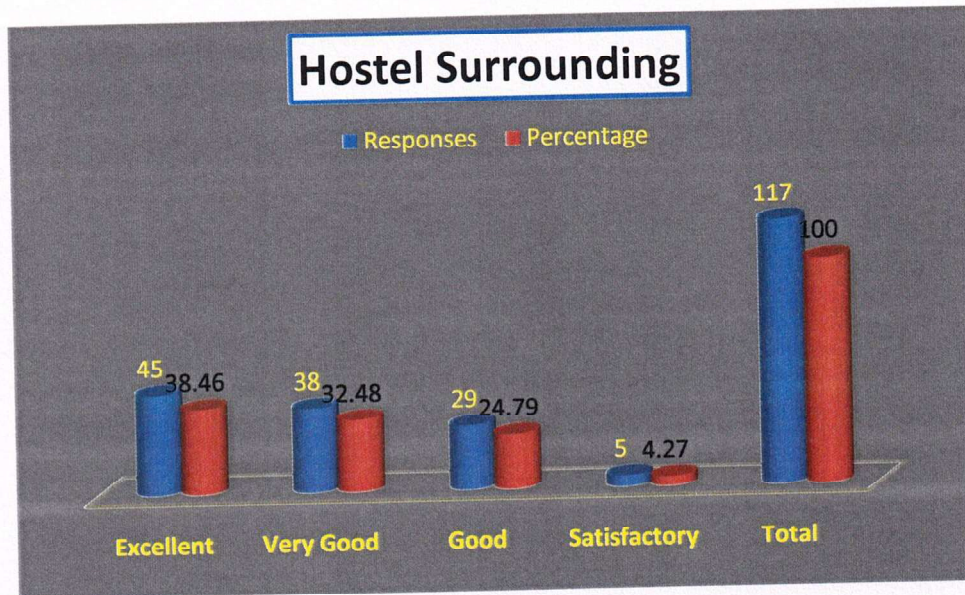
The above table & figure no. 04 highlights the information regarding library facilities available in boy's hostel. It is found that majority of respondents (38.46%) opined that the library fees available in boys hostel is excellent followed by 34.19% respondents says it is very good and 21.37% respondents thinks it is good whereas only 5.98% respondents replied as it is satisfactory.



Table No. 5
Hostel Surrounding

Sr. No.	Particulars	Responses	Percentage
1	Excellent	45	38.46
2	Very Good	38	32.48
3	Good	29	24.79
4	Satisfactory	5	4.27
	Total	117	100

Figure No. 5



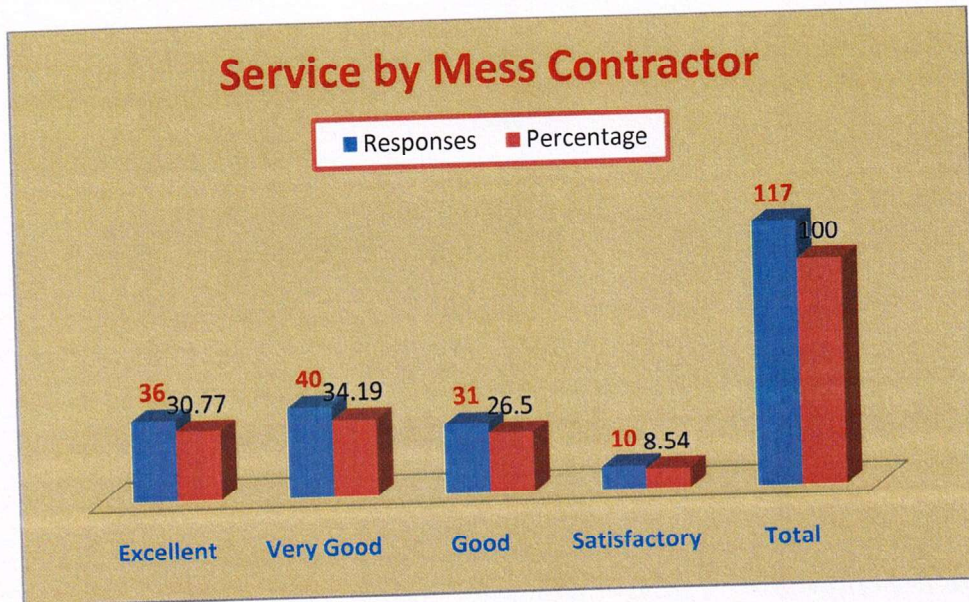
The above table & figure no. 05 shows the information regarding hostel surrounding. It is observed maximum (38.46%) respondents think that it is excellent, followed by 32.48 says it is very good and 24.79 responded as it is good whereas only 4.27% respondents replied as satisfactory.



Table No. 6
Service by Mess Contractor

Sr. No.	Particulars	Responses	Percentage
1	Excellent	36	30.77
2	Very Good	40	34.19
3	Good	31	26.5
4	Satisfactory	10	8.54
	Total	117	100

Figure No. 6



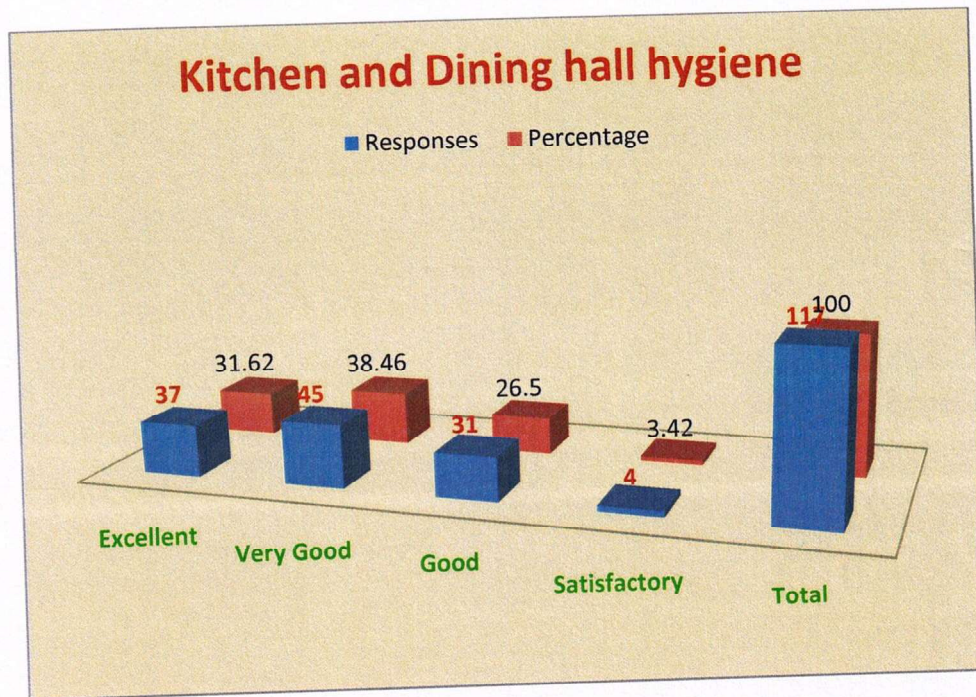
The above table & figure no. 06 indicates the information regarding service provided by mess contractor. It is found that highest number of respondents says that the services provided by mess contractor is very good, followed by 30.77% respondents says it is excellent and 26.5% said it is good whereas 8.54 replied that the service of mess contractor is satisfactory.



Table No. 7
Kitchen and Dining Hall Hygiene

Sr. No.	Particulars	Responses	Percentage
1	Excellent	37	31.62
2	Very Good	45	38.46
3	Good	31	26.5
4	Satisfactory	4	3.42
	Total	117	100

Figure No. 7



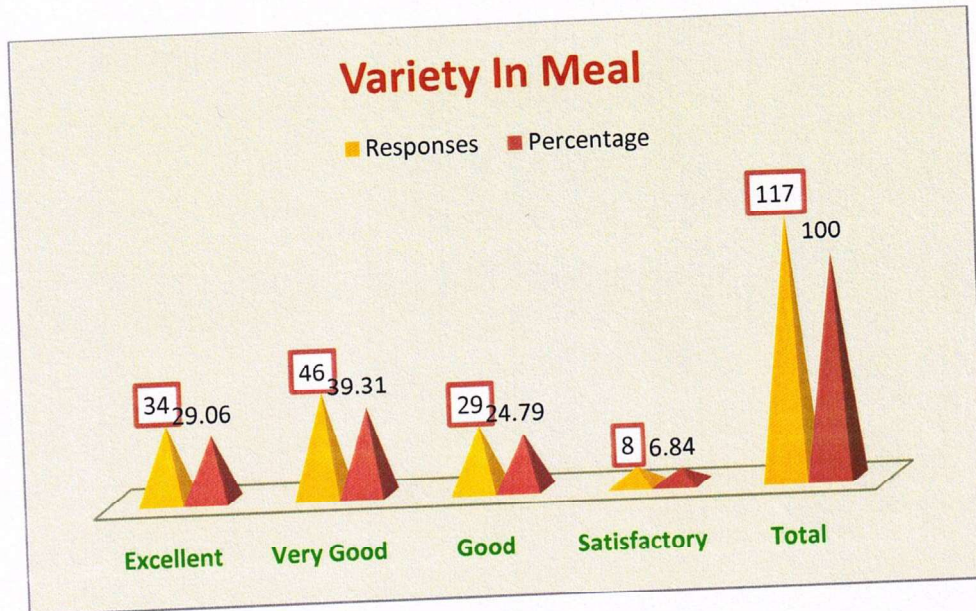
The table & figure no. 7 indicates the student's responses regarding kitchen and dining hall hygiene. It is found that majority 38.46% respondents noticed the kitchen and dining hall hygiene is very good, followed by 31.62% says it is excellent and 26.5% opined it is good whereas 3.42 said it is satisfactory.



Table No. 8
Variety in Meal

Sr. No.	Particulars	Responses	Percentage
1	Excellent	34	29.06
2	Very Good	46	39.31
3	Good	29	24.79
4	Satisfactory	8	6.84
	Total	117	100

Figure No. 8



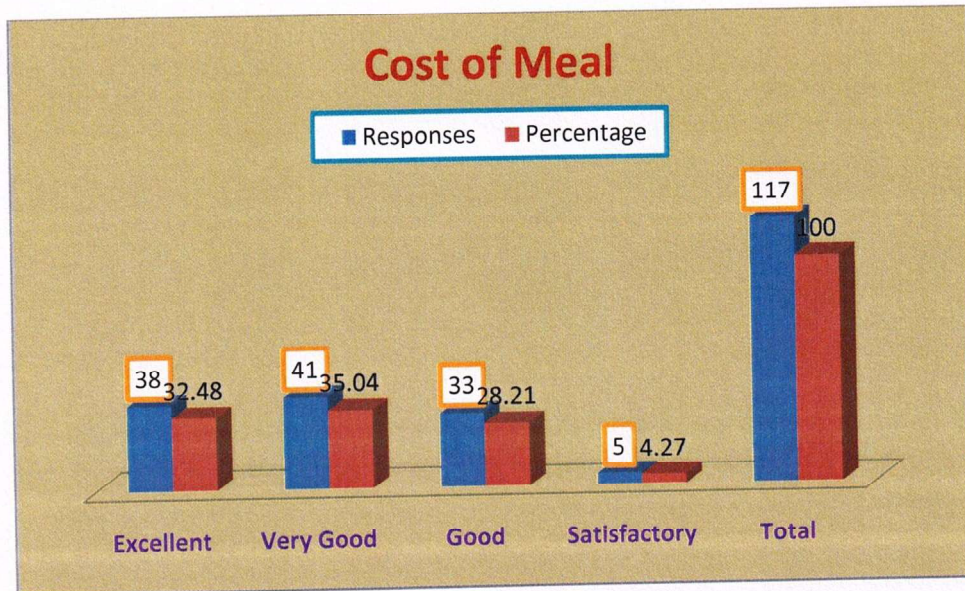
The table & figure no. 8 shows the responses of students in respect of variety of meal. It is found that maximum (39.31%) respondents opined that it is very good, 29.06% says it is excellent and 24.79% respondents remarked it is good whereas only 6.84% says it is satisfactory.



Table No. 9
Cost of Meal

Sr. No.	Particulars	Responses	Percentage
1	Excellent	38	32.48
2	Very Good	41	35.04
3	Good	33	28.21
4	Satisfactory	5	4.27
	Total	117	100

Figure No. 9



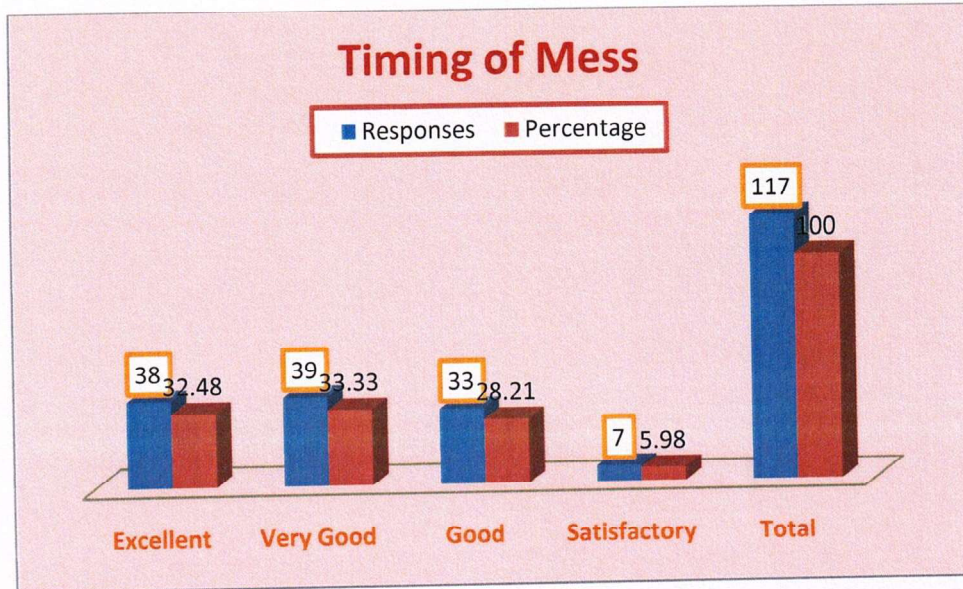
The above table & figure no. 09 shows the feedback of students about cost of meal in boy's hostel mess/canteen. It is remarkable here that 35.04% respondent says it is good, followed by 32.48% thinks it is excellent and 28.21% opined it is good. Only 4.27 say it is satisfactory.



Table No. 10
Timing of Mess

Sr. No.	Particulars	Responses	Percentage
1	Excellent	38	32.48
2	Very Good	39	33.33
3	Good	33	28.21
4	Satisfactory	7	5.98
	Total	117	100

Figure No. 10



The above table & figure no. 10 highlights the feedback of students regarding Timing of Mess in boy's hostel. It is observed that 33.33% respondents think that the timing of the mess is very good, 32.48% opined it is excellent, 28.21% respondents say it is good whereas only 5.98 think it is satisfactory.

IQAC Coordinator

Co-ordinator,
IQAC, Deogiri College,
Aurangabad.



Principal
Principal
Deogiri College,
Aurangabad.



Action Taken Report

The collected data were analyzed and feedback report was shared with the all hostel in-charge/hostel committee members/Officials of different departments for further appropriate action and decision making. On the basis of analysis and interpretation of data following suggestions were given to make further improvements in following facilities provided by the boy's hostel.

- 1) To provide sufficient furniture and make corridor arrangement in hostel.
- 2) To improve the facility provided by mess contractor like variety in meal, timing of mess etc.
- 3) To improve the toilet facility.

IQAC Coordinator
Co-ordinator,
IQAC, Deogiri College,
Aurangabad.



Principal
Principal
Deogiri College,
Aurangabad.

Marathwada Shikshan Prasarak Mandal's
DEOGIRI COLLEGE, AURANGABAD



Marathwada Shikshan Prasarak Mandal's
DEOGIRI COLLEGE, AURANGABAD



INTERNAL QUALITY ASSURANCE CELL



FEEDBACK ANALYSIS

FEEDBACK ON GIRLS HOSTEL FACILITIES

2017-2018



Survey Regarding Girls Hostel – 2017-2018

In Academic year 2017-2018 the online survey were conducted to collect the feedback regarding girl's hostel of the college. In this survey 39 students marked their responses about Girls Hostel facility. Following are some aspects are used to collect the student's feedback about girl's hostel.

- 1) Furniture Availability
- 2) Corridor Arrangement
- 3) Toilet
- 4) Library Facilities (Newspaper, Magazines, Books)
- 5) Hostel Surrounding (e.g. Garden, Hygiene)
- 6) Gym Facilities
- 7) Services by Mess Contractor
- 8) Kitchen and Dining Hall Hygiene
- 9) Variety in Meal
- 10) Cost of Meal
- 11) Timing of Mess

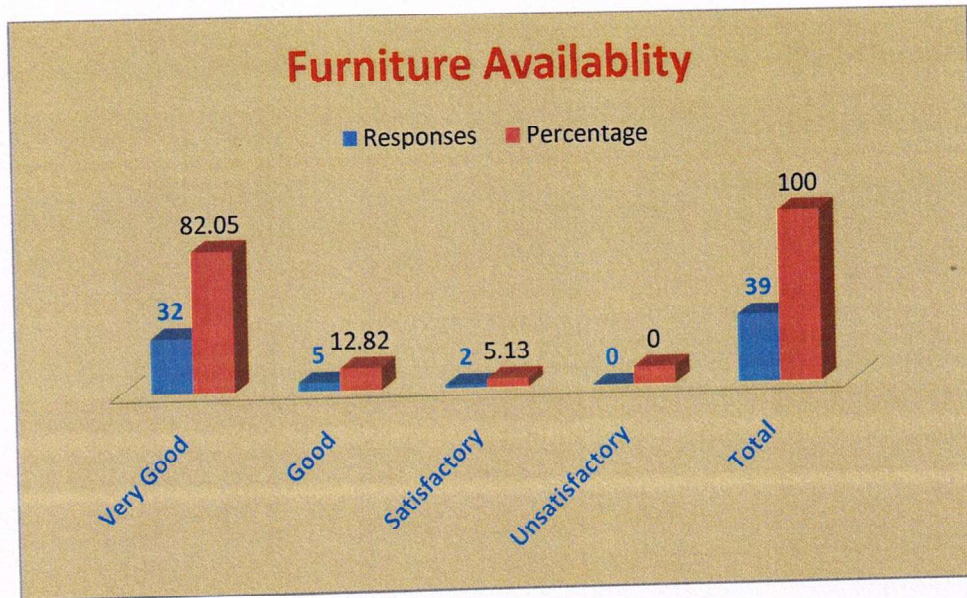


Analysis and Interpretation:

Table No. 01
Furniture Availability

Sr. No.	Particulars	Responses	Percentage
1	Very Good	32	82.05
2	Good	5	12.82
3	Satisfactory	2	5.13
4	Unsatisfactory	0	0
	Total	39	100

Figure No. 01



The above table & figure no. 01 shows the responses regarding furniture available in girl's hostel. It is observed that highest 82.05% respondents says it is very good followed by 12.82% respondents thinks it is good and 5.13% says it is satisfactory whereas nobody unsatisfied with furniture availability in girls hostel.

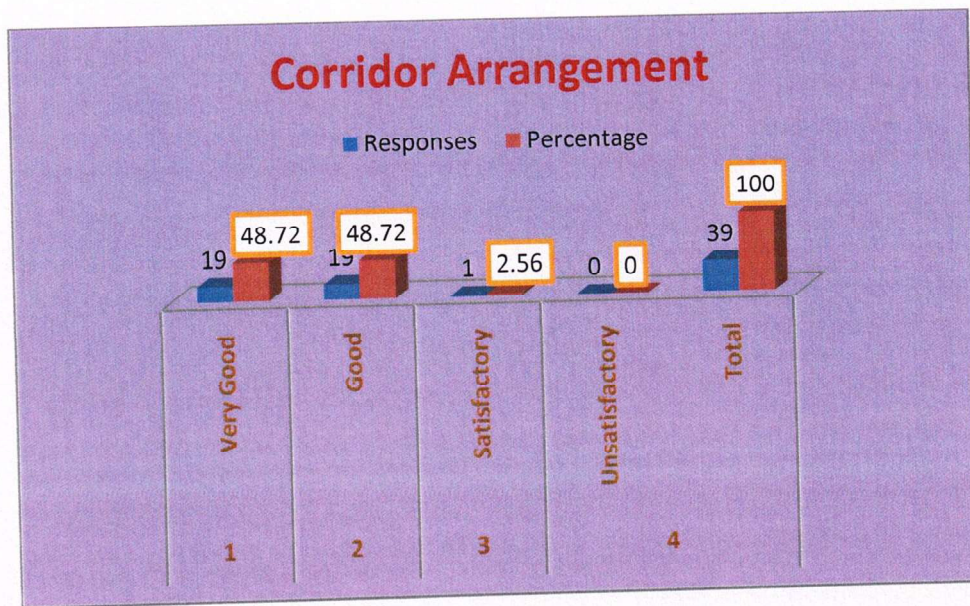


Table No. 2

Corridor Arrangement

Sr. No.	Particulars	Responses	Percentage
1	Very Good	19	48.72
2	Good	19	48.72
3	Satisfactory	1	2.56
4	Unsatisfactory	0	0
	Total	39	100

Figure No. 2



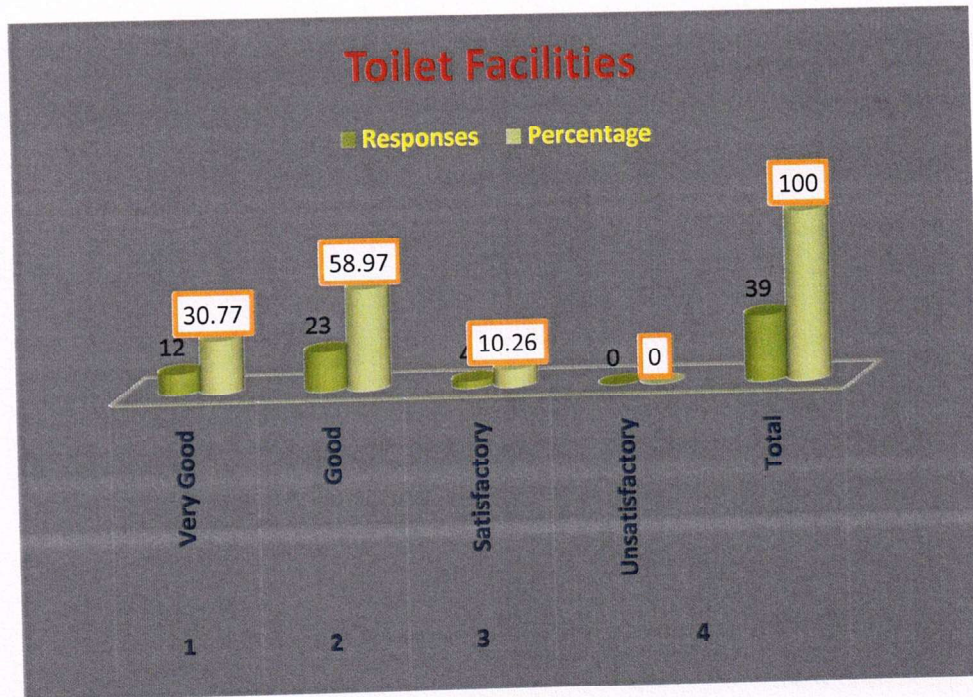
The above table & figure no. 02 highlights the responses regarding corridor arrangement in girl's hostel. It is observed that equal respondents (48.72%) respondents says that the corridor arrangement in girl's hostel is very good and good followed by 2.56% respondents opined as satisfactory whereas no reply for unsatisfied option.



Table No. 3
Toilet Facilities

Sr. No.	Particulars	Responses	Percentage
1	Very Good	12	30.77
2	Good	23	58.97
3	Satisfactory	4	10.26
4	Unsatisfactory	0	0
	Total	39	100

Figure No. 3



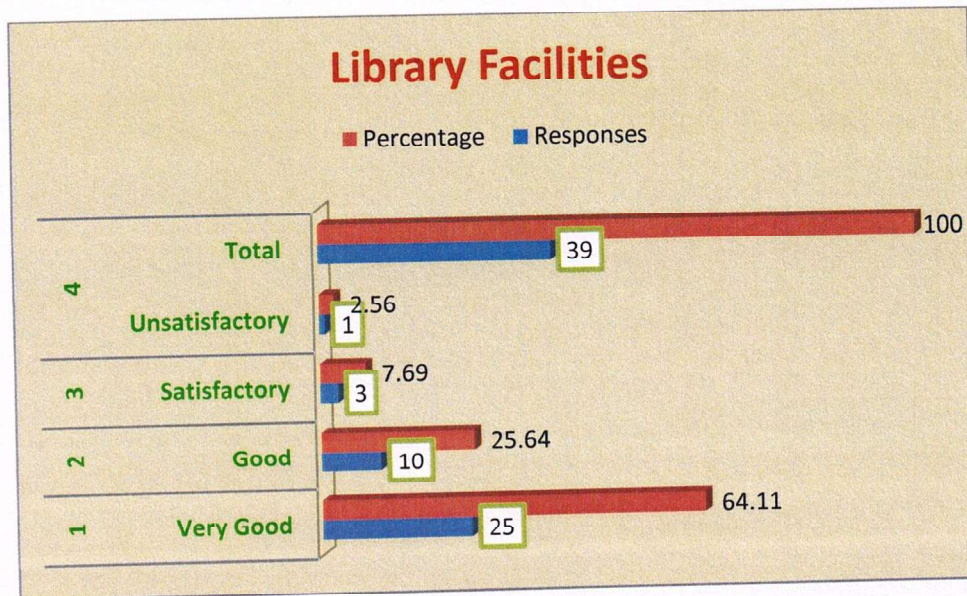
The above table & figure no. 03 indicates the responses regarding Toilet facility available in girl's hostel. It is observed that maximum 58.97% respondents says that the toilet in girls hostel is good followed by 30.77% respondents opined it is very good and 10.26% respondents says as it is satisfactory whereas it is remarkable that nobody unsatisfied with the toilet facility available in girls hostel.



Table No. 4
Library Facilities

Sr. No.	Particulars	Responses	Percentage
1	Very Good	25	64.11
2	Good	10	25.64
3	Satisfactory	3	7.69
4	Unsatisfactory	1	2.56
	Total	39	100

Figure No. 4



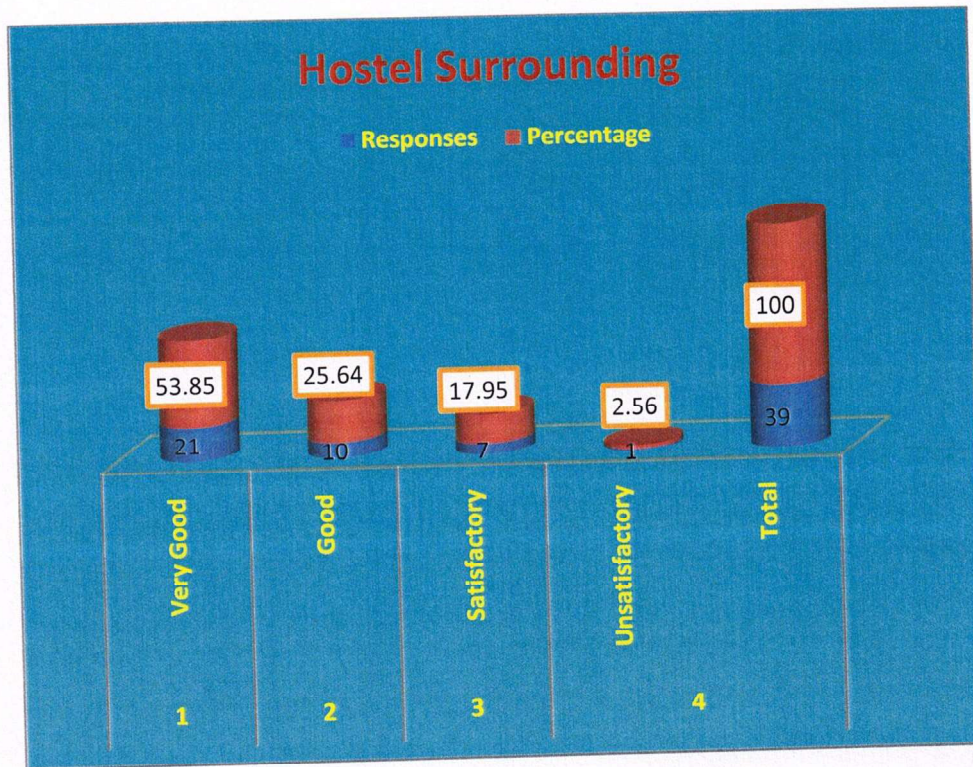
The above table & figure no. 04 highlights the information regarding library facilities available in girl's hostel. It is found that majority of respondents 64.11% respondents opined that the library facility available in girl's hostel is very good followed by 25.64% respondents says it is good and 7.69% respondents thinks it is satisfactory. It is found that there is no reply for unsatisfactory option in this respect.



Table No. 5
Hostel Surrounding

Sr. No.	Particulars	Responses	Percentage
1	Very Good	21	53.85
2	Good	10	25.64
3	Satisfactory	7	17.95
4	Unsatisfactory	1	2.56
	Total	39	100

Figure No. 5



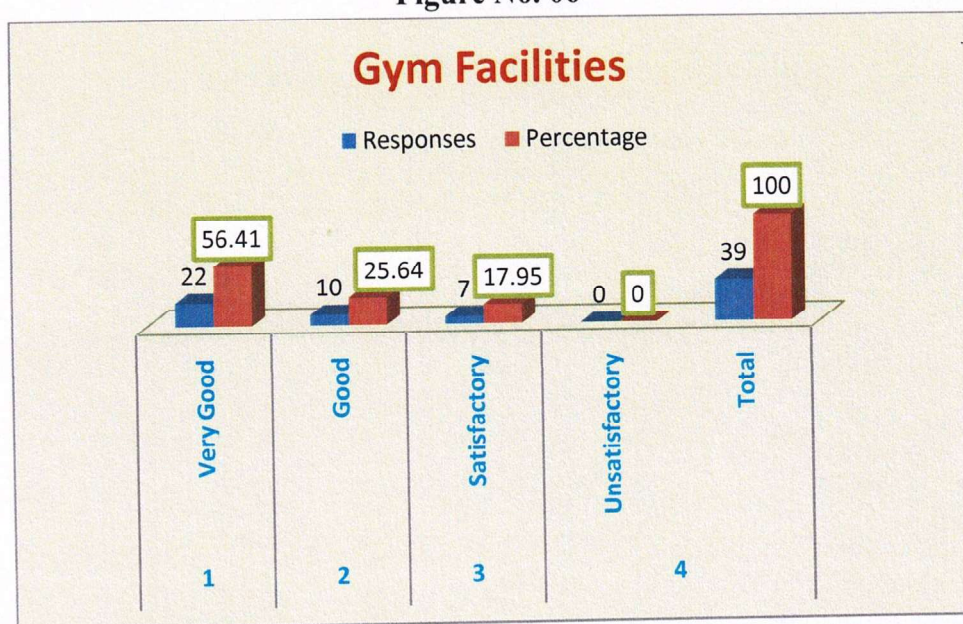
The above table & figure no. 05 shows the information regarding hostel surrounding. It is observed maximum 53.85% respondents think that it is very good, followed by 25.64% says it is good and 17.95% responded as it is satisfactory whereas 2.56% respondents replied as unsatisfactory.



Table No. 06
Gym Facilities

Sr. No.	Particulars	Responses	Percentage
1	Very Good	22	56.41
2	Good	10	25.64
3	Satisfactory	7	17.95
4	Unsatisfactory	0	0
	Total	39	100

Figure No. 06



The above table and figure no. 06 shows the information regarding gym facility available in girl's hostel. It is observed that majority 56.41% respondents replied as the gym facility in hostel is very good, 25.64% said it is good, 17.95% responded as it is satisfactory and there are nil responses for the option unsatisfactory in this case.

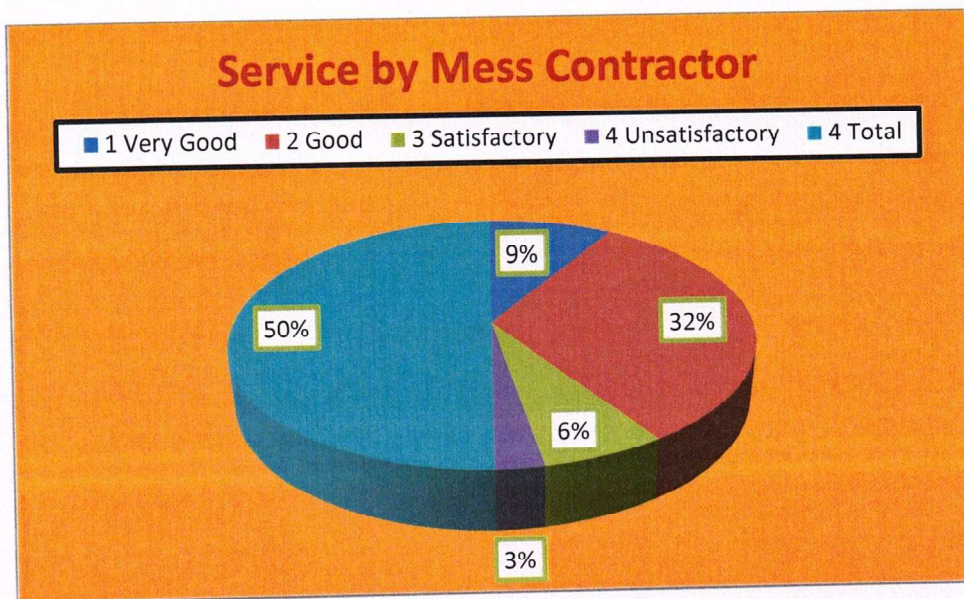


Table No. 07

Service by Mess Contractor

Sr. No.	Particulars	Responses	Percentage
1	Very Good	7	17.95
2	Good	25	64.1
3	Satisfactory	5	12.82
4	Unsatisfactory	2	5.13
	Total	39	100

Figure No. 07



The above table & figure no. 07 indicates the information regarding service provided by mess contractor. It is found that highest (64.10) number of respondents says that the services provided by mess contractor is good, followed by 17.95% respondents says it is very good and 12.82% said it is satisfactory whereas 5.13% replied as the service of mess contractor is unsatisfactory.

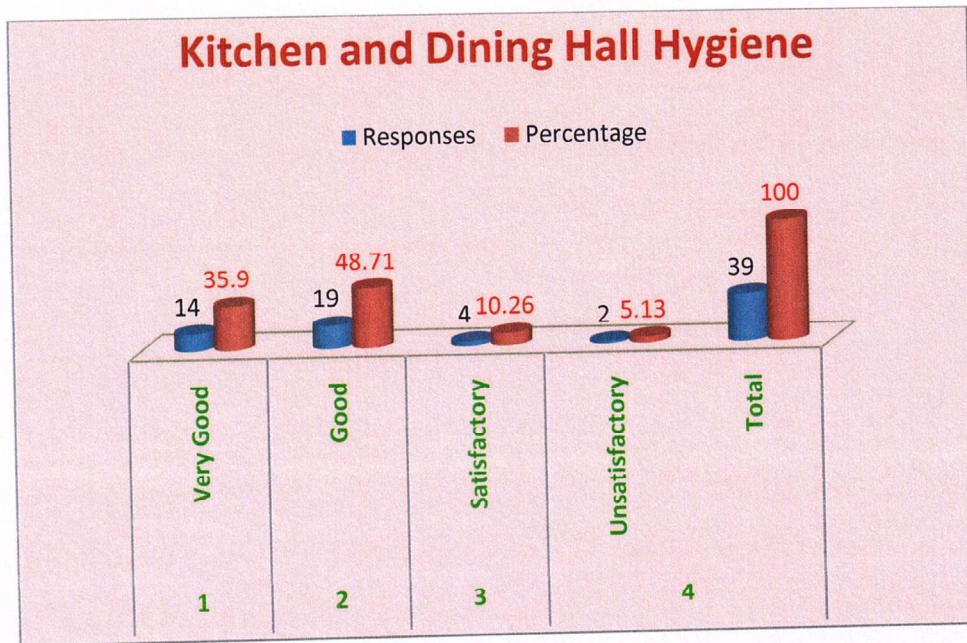


Table No. 08

Kitchen and Dining Hall Hygiene

Sr. No.	Particulars	Responses	Percentage
1	Very Good	14	35.9
2	Good	19	48.71
3	Satisfactory	4	10.26
4	Unsatisfactory	2	5.13
	Total	39	100

Figure No. 08



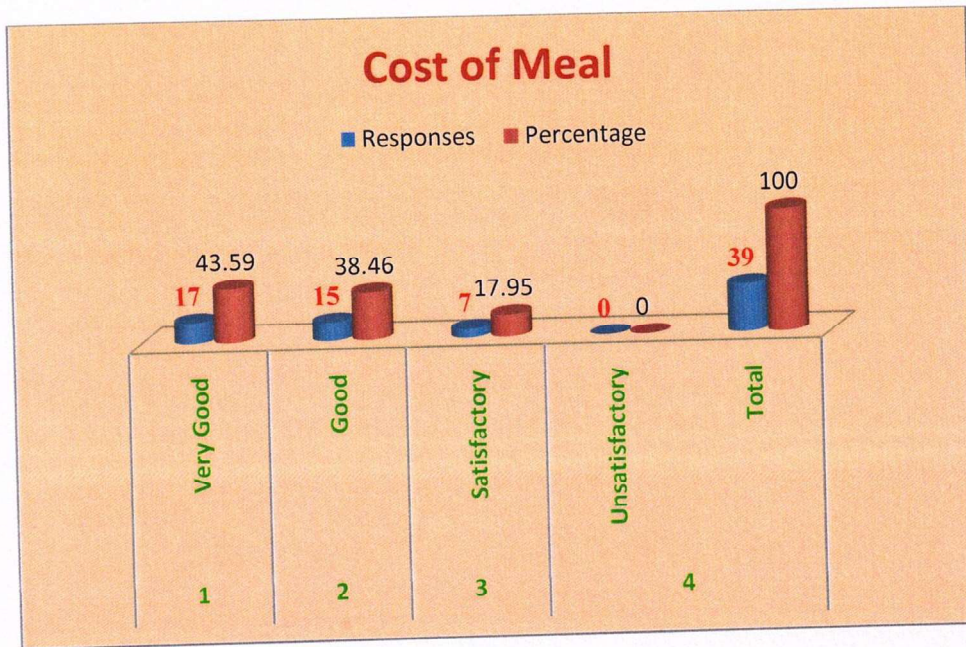
The table & figure no. 08 indicates the student's responses regarding kitchen and dining hall hygiene. It is found that majority 48.71% respondents noticed the kitchen and dining hall hygiene is good, followed by 35.9% says it is very good and 10.26% opined it is satisfactory whereas 5.13 replied as unsatisfactory.



Table No. 09
Variety in Meal

Sr. No.	Particulars	Responses	Percentage
1	Very Good	17	43.59
2	Good	15	38.46
3	Satisfactory	7	17.95
4	Unsatisfactory	0	0
	Total	39	100

Figure No. 09



The table & figure no. 09 shows the responses of students in respect of variety of meal. It is found that maximum (43.59%) respondents opined that it is very good, 38.46% says it is good and 17.95% respondents remarked it is satisfactory whereas nobody says it is unsatisfactory.


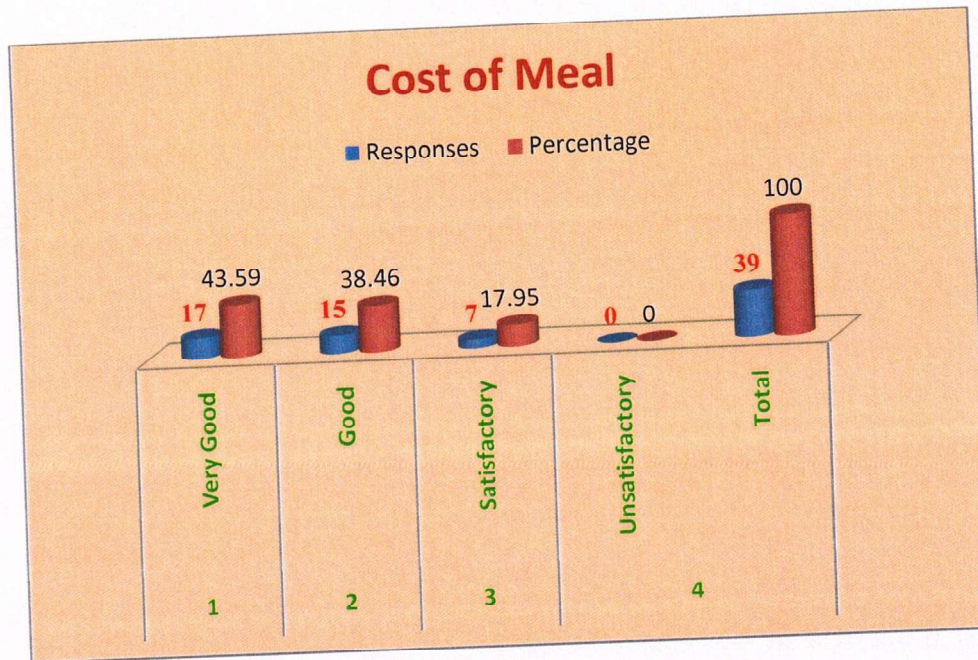


Table No. 10
Cost of Meal

Sr. No.	Particulars	Responses	Percentage
1	Very Good	17	43.59
2	Good	15	38.46
3	Satisfactory	7	17.95
4	Unsatisfactory	0	0
	Total	39	100

Figure No. 10



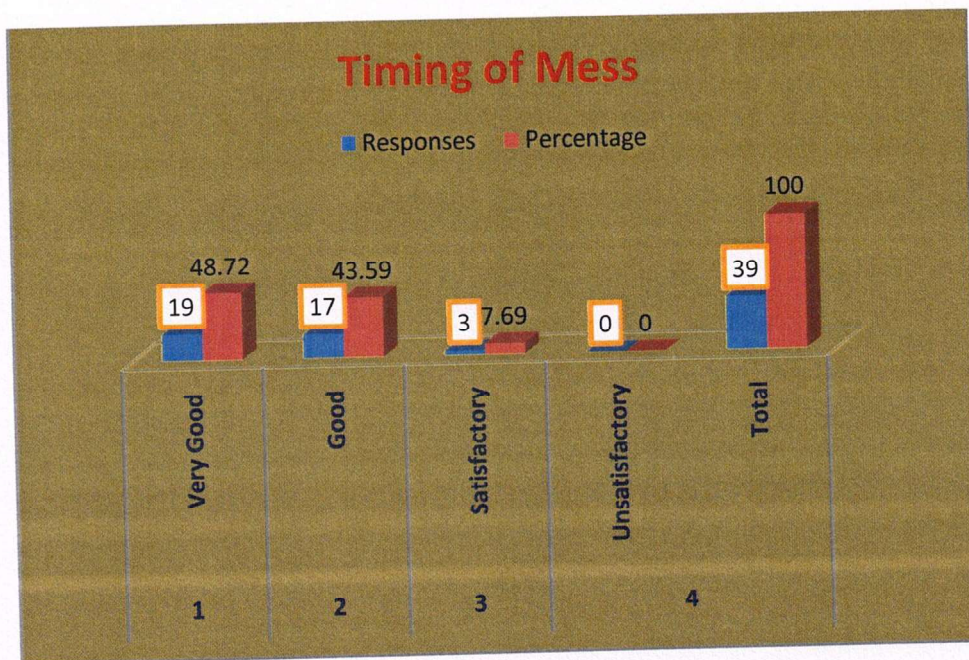
The above table & figure no. 10 shows the feedback of students about cost of meal in girl's hostel mess/canteen. It is remarkable here that 43.59% respondent says it is very good, followed by 38.46% thinks it is good and 17.95% opined it is satisfactory. Nobody says it is unsatisfactory.




Table No. 11
Timing of Mess

Sr. No.	Particulars	Responses	Percentage
1	Very Good	19	48.72
2	Good	17	43.59
3	Satisfactory	3	7.69
4	Unsatisfactory	0	0
	Total	39	100


Figure No. 11



The above table & figure no. 10 highlights the feedback of students regarding Timing of Mess in girl's hostel. It is observed that 48.72% respondents think that the timing of the mess is very good, 43.59% opined it is good, 7.69 % respondents say it is satisfactory whereas nobody think it is unsatisfactory.


IQAC Coordinator
Co-ordinator,
IQAC, Deogiri College,
Aurangabad.




Principal
Principal
Deogiri College,
Aurangabad.



Action Taken Report

The collected data were analyzed and feedback report was shared with the in-rector of Girls Hostel, members of Hostel Committee / Officials for further appropriate action and decision making. On the basis of analysis and interpretation of data following suggestions were given to make further improvements in following facilities provided by the Girls Hostel.

- 1) To make improvements kitchen and dining hall hygiene.
- 2) To make improvements in hostel surrounding and library facilities.
- 3) To provide variety in meal and make improvements in services provided by mess contractor.

IQAC Coordinator
Co-ordinator,
IQAC, Deogiri College,
Aurangabad.



Principal
Principal
Deogiri College,
Aurangabad.

Marathwada Shikshan Prasarak Mandal's
DEOGIRI COLLEGE, AURANGABAD



Marathwada Shikshan Prasarak Mandal's
DEOGIRI COLLEGE, AURANGABAD



INTERNAL QUALITY ASSURANCE CELL



FEEDBACK ANALYSIS

FEEDBACK ON GIRLS HOSTEL FACILITIES

2018-2019