

**Marathwada Shikshan Prasarak Mandal's
DEOGIRI COLLEGE, AURANGABAD**



INTERNAL QUALITY ASSURANCE CELL



FEEDBACK ANALYSIS

**FEEDBACK BY STUDENTS ON TEACHERS
2016-2017**

REPORT OF FEEDBACK BY STUDENTS ON TEACHERS 2016 – 2017

Deogiri College believes in the fact that achieving perfection should not be the final destination; rather the journey should be continuous and lasting leading towards excellence. Teachers' quality in all respects is one of the crucial parameters on improving upon teaching-learning process. Therefore, it has been an earnest attempt to seek feedback from the students on teachers. As the process of seeking feedback from the students was a novel one, only few responses could be collected.

Q. No.	Parameter/Question
1	Knowledge base of the teacher
2	Communication skill of the teacher
3	Sincerity/Commitment of the teacher
4	Interest generated by the teacher
5	Ability to integrate course material with environment/other issues, to provide a broader perspective
6	Ability to integrate content with other courses
7	Accessibility of the teacher in and out of the class
8	Ability to design Quizzes/Test/Assignments/Examination and other projects to evaluate student understanding of the course
9	Provision of sufficient time for feedback
10	Overall rating

5 students registered their responses on above 10 parameters.

Figure No. 1

1. Knowledge base of the teacher:

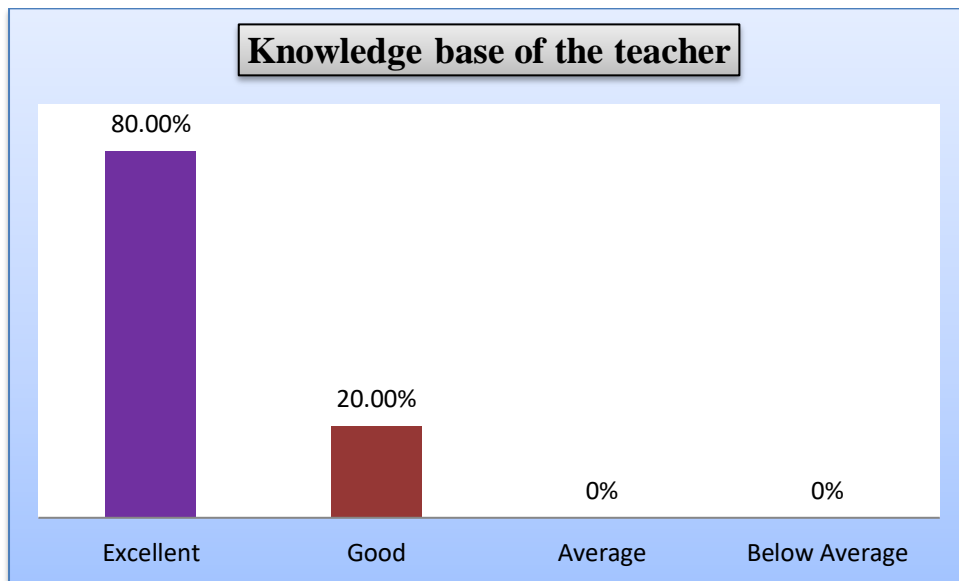


Figure No. 2

2. Communication skill of the teacher:

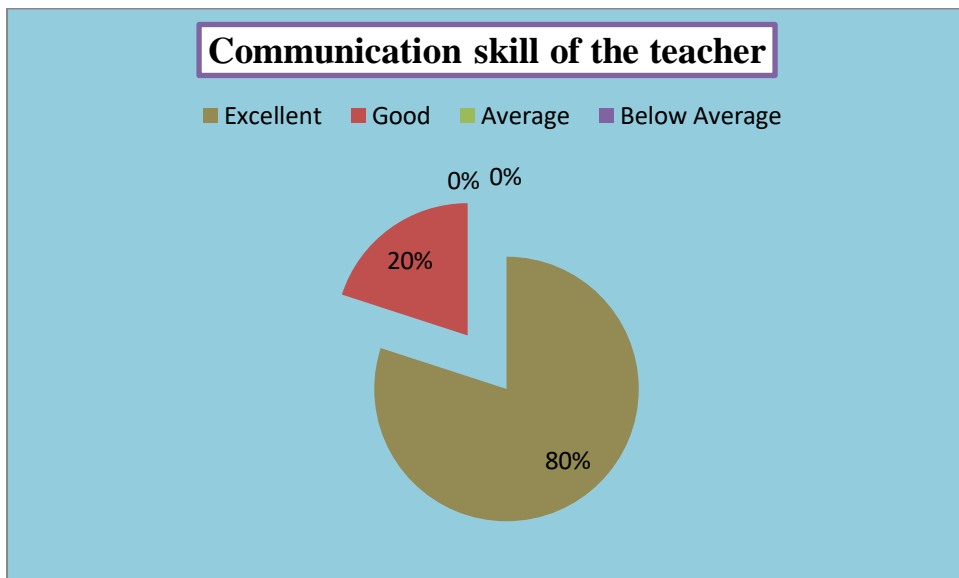


Figure No. 3

3. Sincerity/Commitment of the teacher:

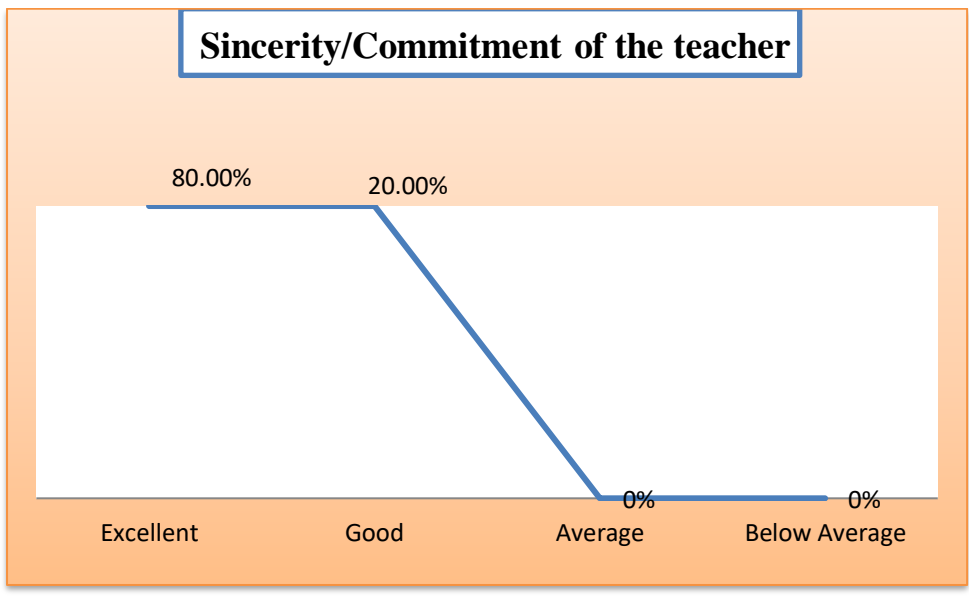


Figure No. 4

4. Interest generated by the teacher:

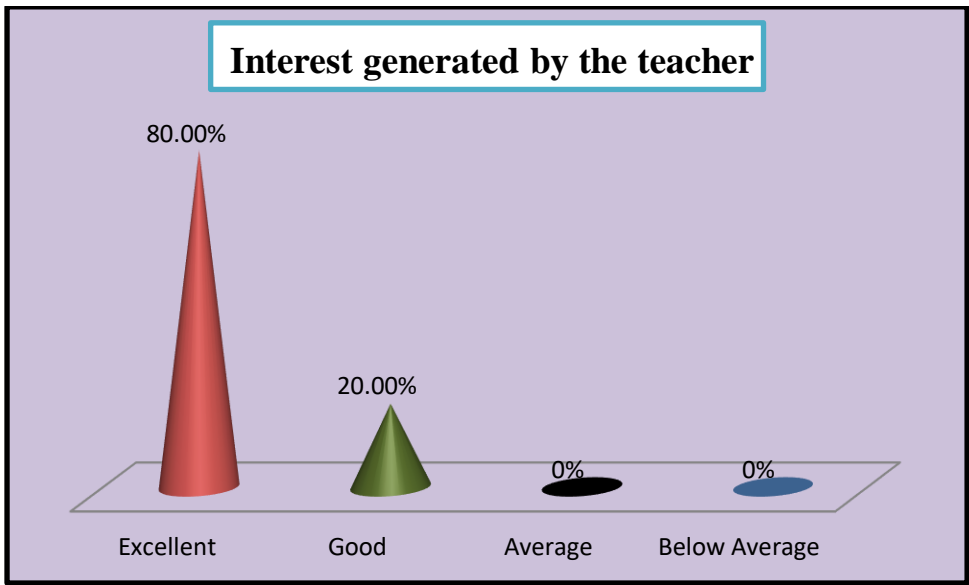


Figure No. 5

5. Ability to integrate course material with environment/other issues, to provide a broader perspective:

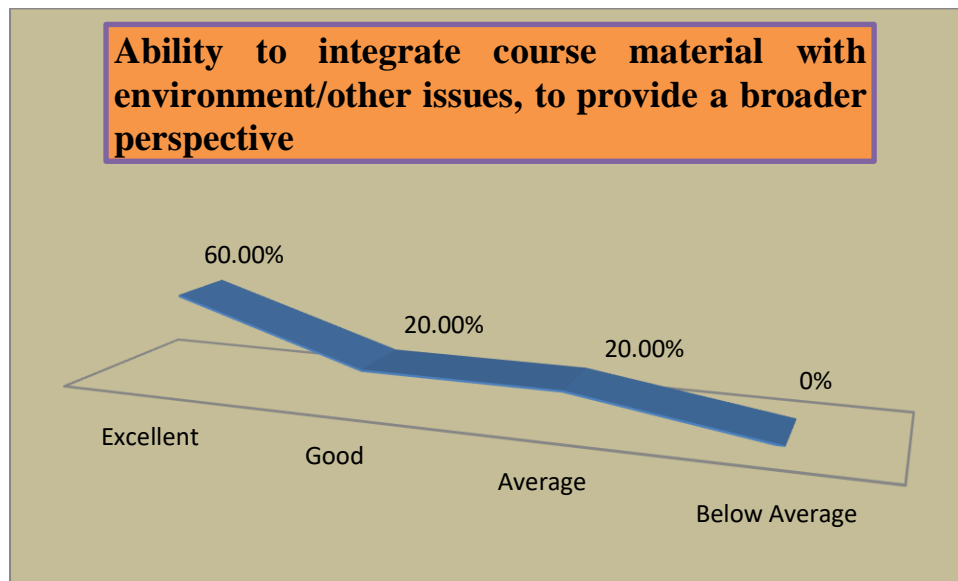


Figure No. 6

6. Ability to integrate content with other courses:

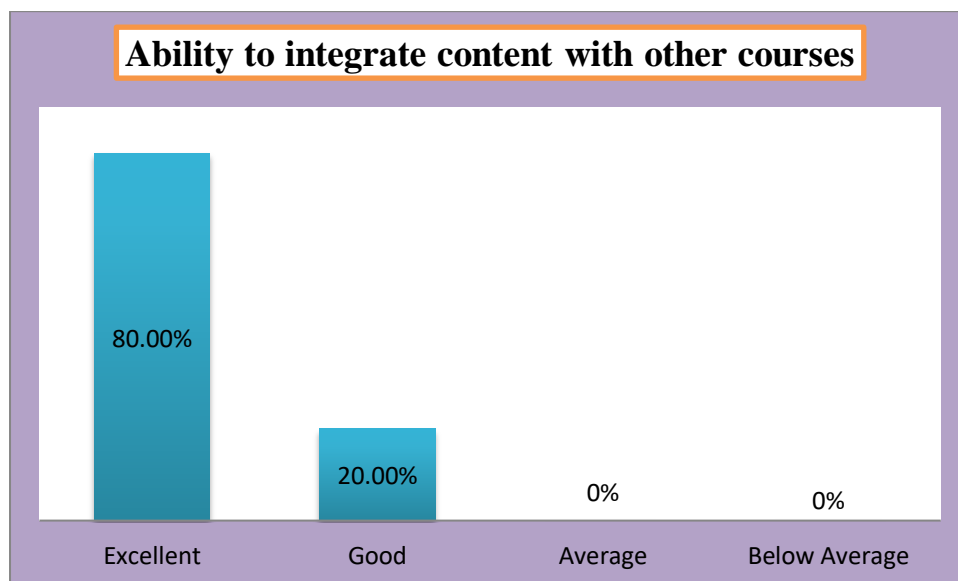


Figure No. 7

7. Accessibility of the teacher in and out of the class:

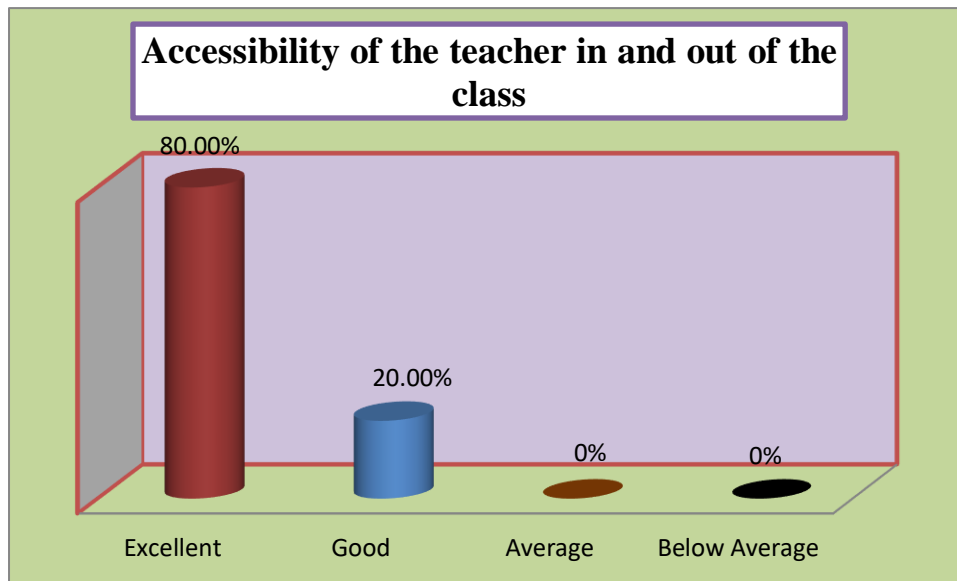


Figure No. 8

8. Ability to design Quizzes/Test/Assignments/Examination and other projects to evaluate student understanding of the course:

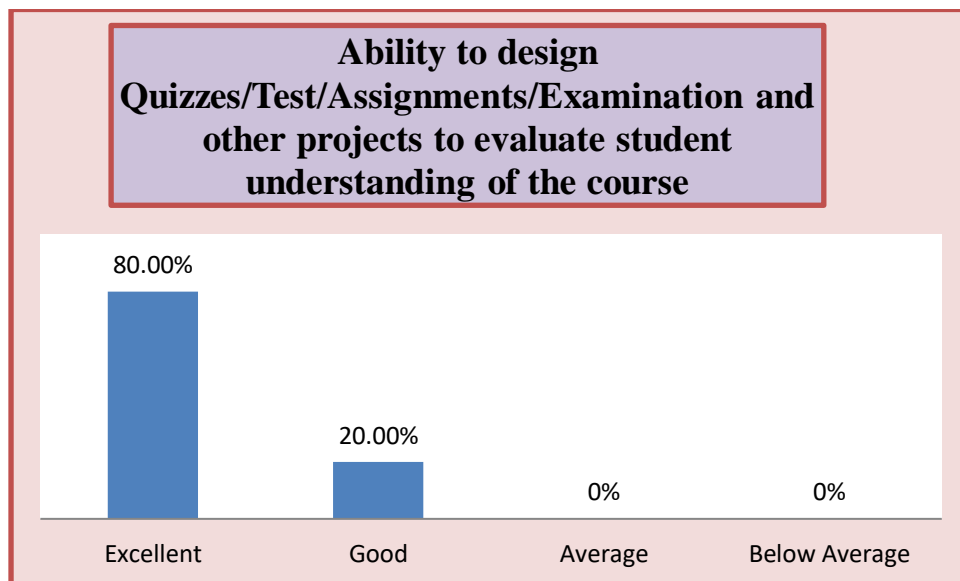


Figure No. 9

9. Provision of sufficient time for feedback:

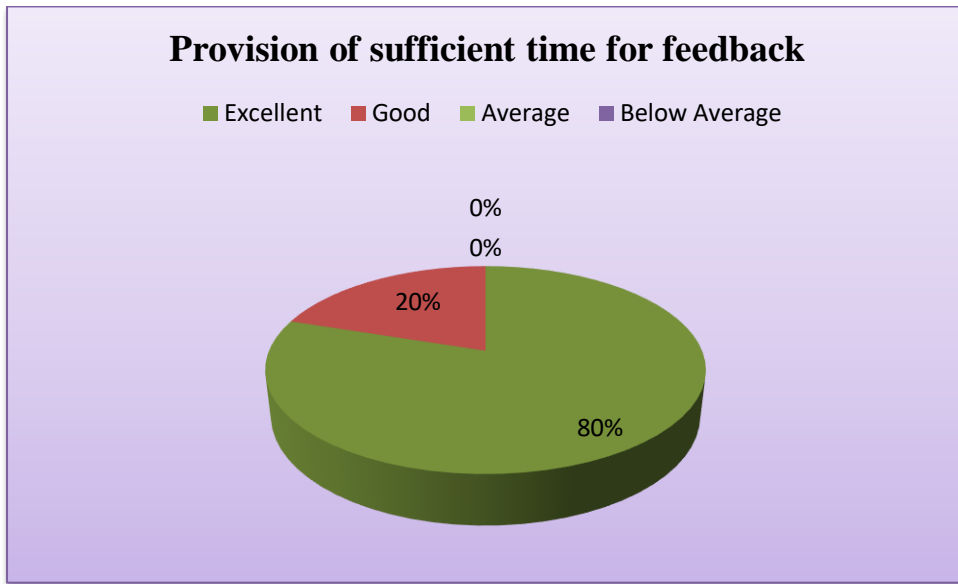
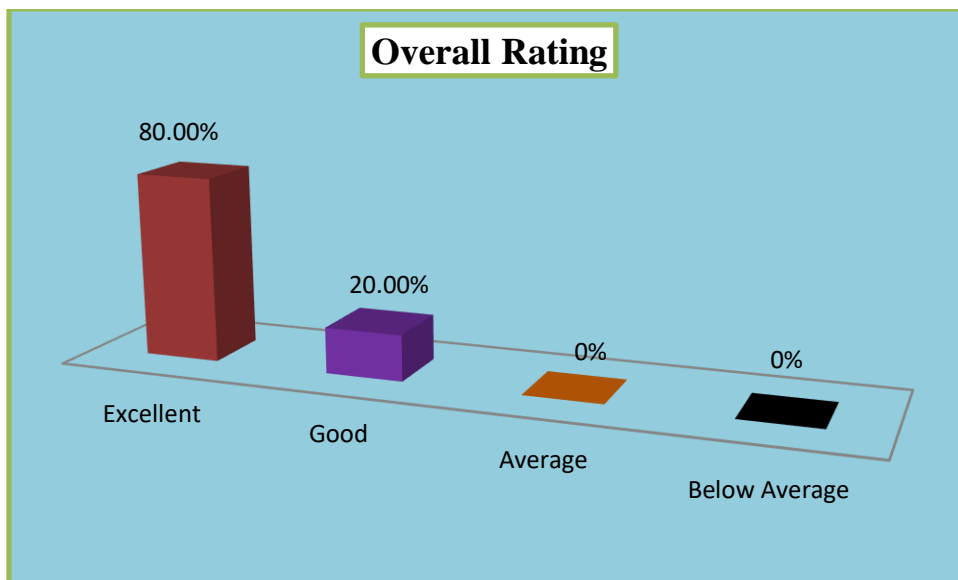


Figure No. 10

10. Overall Rating:



Analysis of the feedback collected:

1. Knowledge base of the teacher:

As indicated in figure no. 1, 80.00% of students feel that the knowledge base of the teacher is 'excellent' and 20.00% students recorded their responses for this parameter on 'good' scale, while 0% responses are registered on 'average' and 'below average' scale.

2. Communication skill of the teacher

It is clear from figure no. 2 that 80.00% of students feel that the teachers have an excellent skill in communication in and off the classroom, whereas 20.00% students have noted on 'good' scale. 0% responses are registered on 'average' and 'below average' scale.

3. Sincerity/Commitment of the teacher

The third parameter is about commitment of the teacher. 80.00% students observed that teachers are very much committed to the job in all respects. 20.00% responses are recorded on 'good' scale. None have responded on 'average' and 'below average' scale .

4. Interest generated by the teacher

Figure no. 4 illustrates that 80.00% students feel that teachers have an excellent skill in generating interest in learning process. 20.00% students noted their responses on 'good' scale whereas on 'average' and 'below average' scale no responses have been recorded.

5. Ability to integrate course material with environment/other issues, to provide a broader perspective

As indicated in figure no. 5, 60.00% of students feel that the teachers have an 'excellent' ability in regard with the question asked, whereas 20.00% students have noted their responses on 'good' scale. 20.00% students recorded their responses to this parameter on 'average' scale while 0% students feel that ability of the teacher is 'below average'.

6. Ability to integrate content with other courses

Out of 5 respondents, 80.00% of students feel that the teachers have an 'excellent' ability to integrate content with other courses. 20.00% students recorded this parameter on 'good' scale, while there are no responses registered on 'average' and 'below average' scale.

7. Accessibility of the teacher in and out of the class

From figure no. 7, it is clear that 80.00% of students feel that the teachers are available for students in and out of the class conveniently, whereas 20.00% students have noted on 'good' scale.

8. Ability to design Quizzes/Test/Assignments/Examination and other projects to evaluate student understanding of the course

Responses were sought from the students regarding ability of the teacher to design Quizzes/Test/Assignments/Examination and other projects to evaluate student understanding of the course. 80.00% students feel that teachers have an 'excellent' ability in this concern. 20.00% students have recorded their responses on 'good' scale.

9. Provision of sufficient time for feedback

This question was related to the time given to the students to register their feedback. 80.00% students feel that it is 'excellent', 20.00% students observed it to be 'good' whereas on 'average' and 'below average' scale no responses have been recorded.

10. Overall rating

The last question was related to overall impression of the students on teachers. 80.00% students have noted their responses on 'excellent' scale. 20.00% students registered their responses on 'good' scale.


Co-ordinator,
IQAC, Deogiri College,
Aurangabad.

Coordinator, IQAC




Principal
Deogiri College,
Aurangabad.

Principal

**Marathwada Shikshan Prasarak Mandal's
DEOGIRI COLLEGE, AURANGABAD**



INTERNAL QUALITY ASSURANCE CELL

FEEDBACK ANALYSIS

FEEDBACK BY STUDENTS ON TEACHERS

ACTION TAKEN REPORT

2016-2017

Following actions were taken for improvement of overall quality of teaching and learning;

- Teachers were informed about the feedback given by students on their teaching.
- Teachers were appreciated orally by the principal for good and positive feedback.
- Teachers were also encouraged for improvement in certain areas.
- Attempts were made to improve infrastructure as to facilitate the teaching and learning process.
- Teachers were instructed to build strong rapport with the students and look after their issues personally.


Co-ordinator,
IQAC, Deogiri College,
Aurangabad.

Coordinator, IQAC




Principal
Deogiri College,
Aurangabad.

Principal

**Marathwada Shikshan Prasarak Mandal's
DEOGIRI COLLEGE, AURANGABAD**



INTERNAL QUALITY ASSURANCE CELL



FEEDBACK ANALYSIS

**FEEDBACK BY STUDENTS ON TEACHERS
2017-2018**

REPORT OF FEEDBACK BY STUDENTS ON TEACHERS 2017 – 2018

Deogiri College is an institute that believes in and practices quality of all its aspects which are directly related to enhancement of capabilities for better performance. Subsequently IQAC initiates the conduct of feedback from various stakeholders. In this light, feedback from the students on teachers is sought for the academic year 2017-2018 on following parameters:

Q. No.	Parameter/Question
1	Knowledge base of the teacher
2	Communication skill of the teacher
3	Sincerity/Commitment of the teacher
4	Interest generated by the teacher
5	Ability to integrate course material with environment/other issues, to provide a broader perspective
6	Ability to integrate content with other courses
7	Accessibility of the teacher in and out of the class
8	Ability to design Quizzes/Test/Assignments/Examination and other projects to evaluate student understanding of the course
9	Provision of sufficient time for feedback
10	Overall rating

290 students registered their responses on above 10 parameters.

Figure No. 1

1. Knowledge base of the teacher:

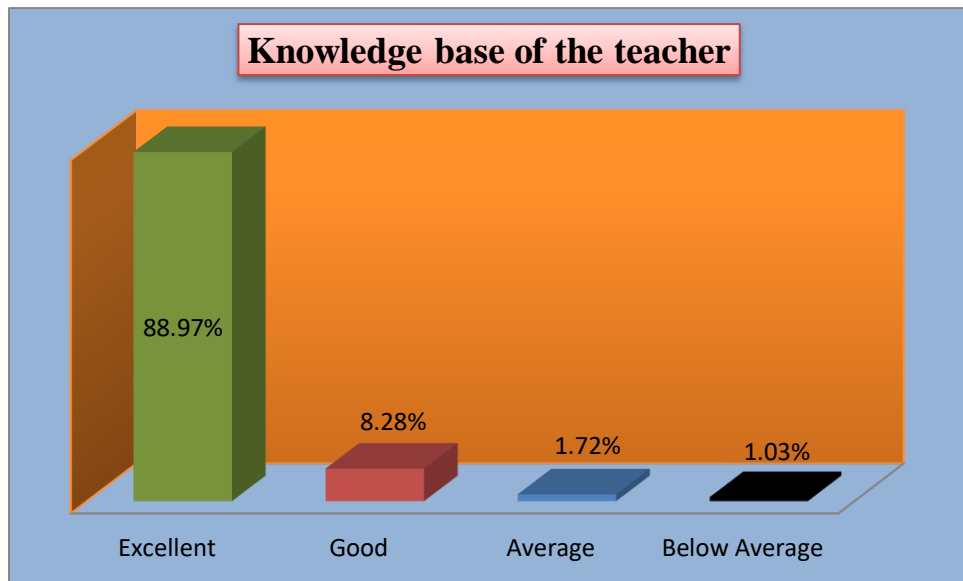


Figure No. 2

2. Communication skill of the teacher:

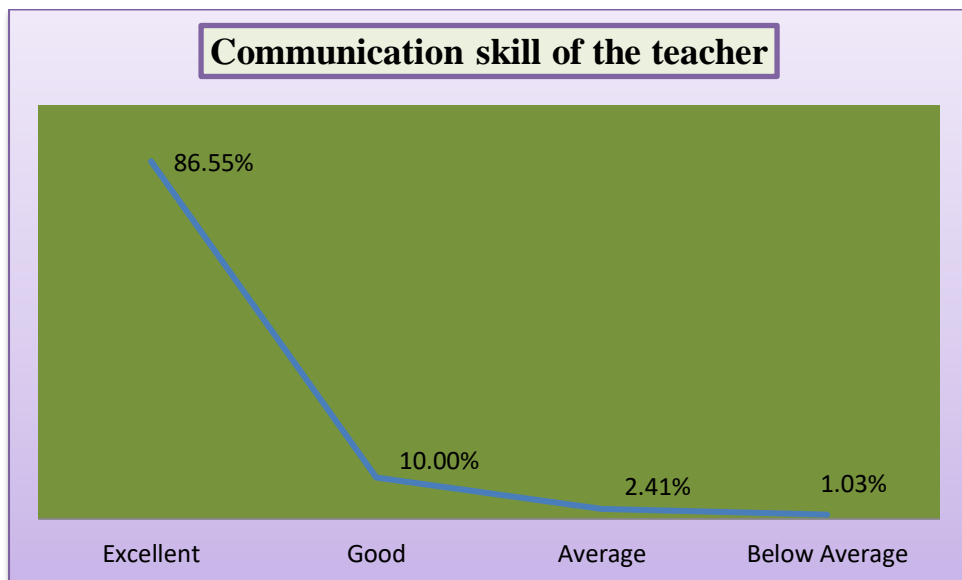


Figure No. 3

3. Sincerity/Commitment of the teacher:

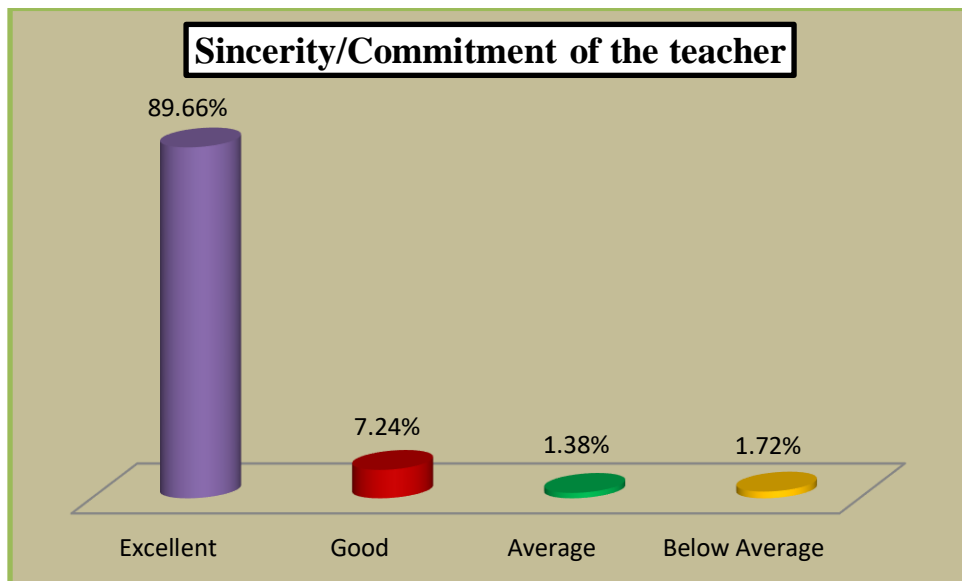


Figure No. 4

4. Interest generated by the teacher:

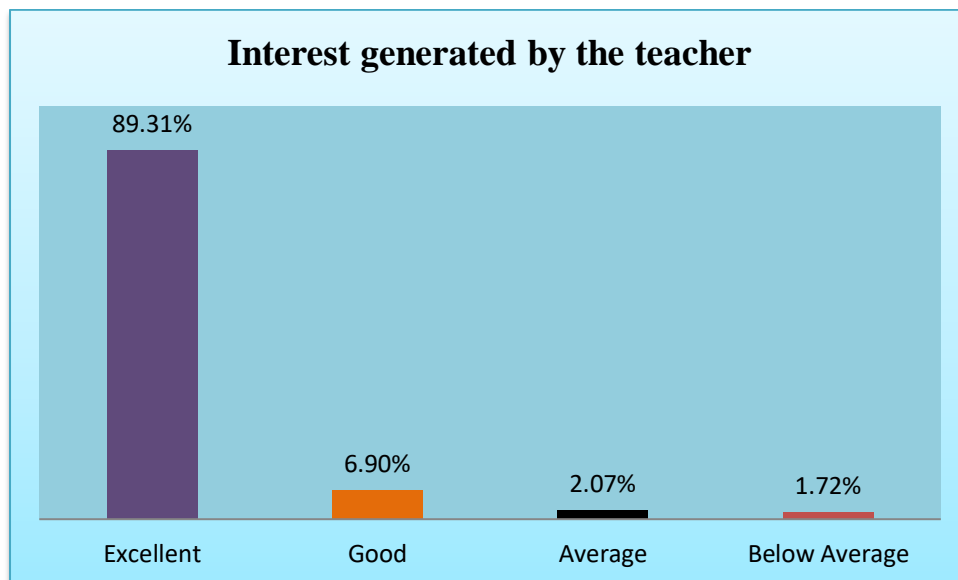


Figure No. 5

5. Ability to integrate course material with environment/other issues, to provide a broader perspective:

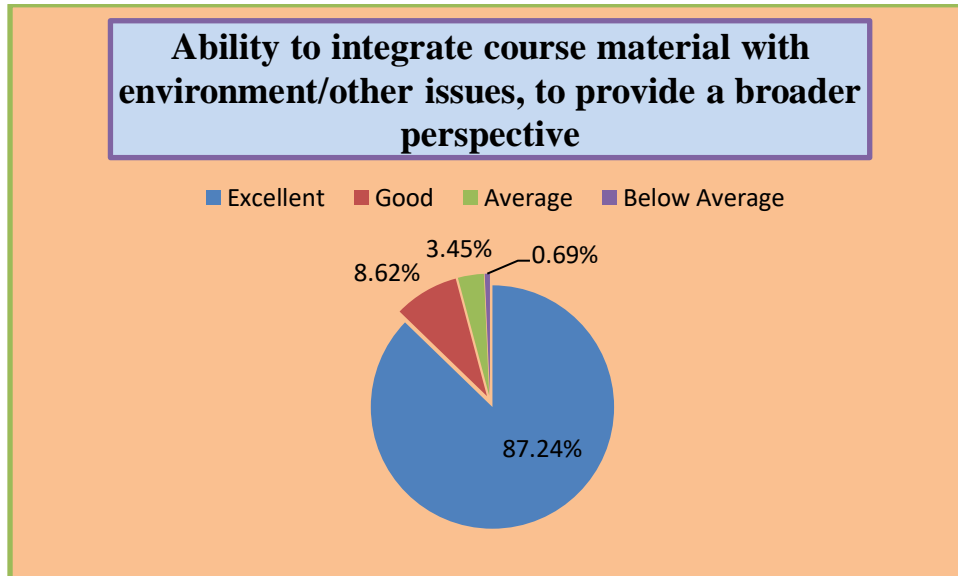


Figure No. 6

6. Ability to integrate content with other courses:

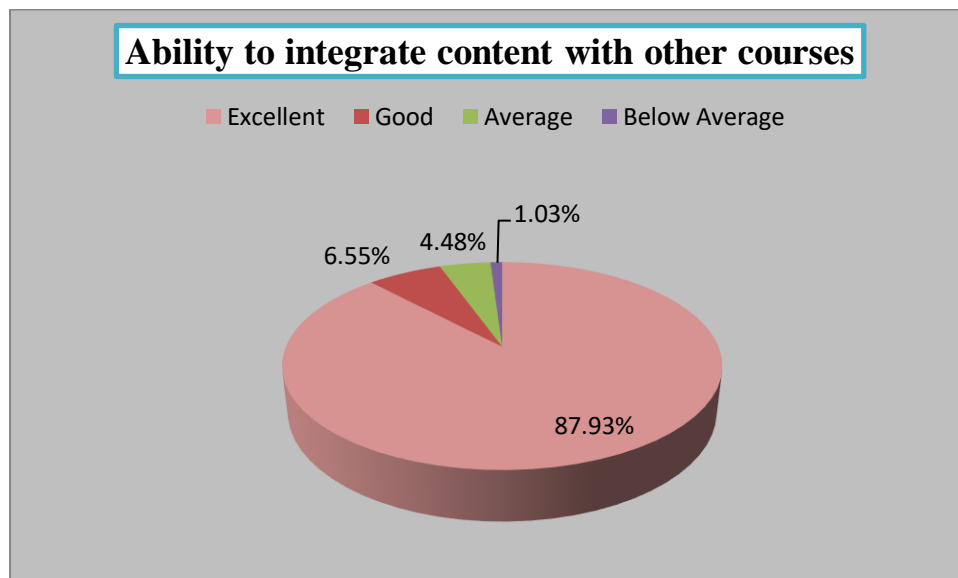


Figure No. 7

7. Accessibility of the teacher in and out of the class:

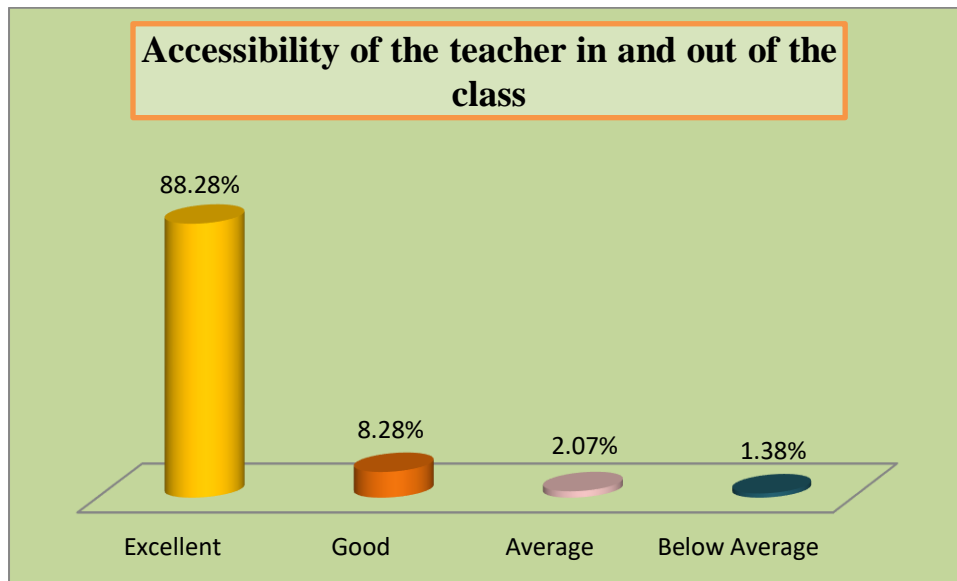


Figure No. 8

8. Ability to design Quizzes/Test/Assignments/Examination and other projects to evaluate student understanding of the course:

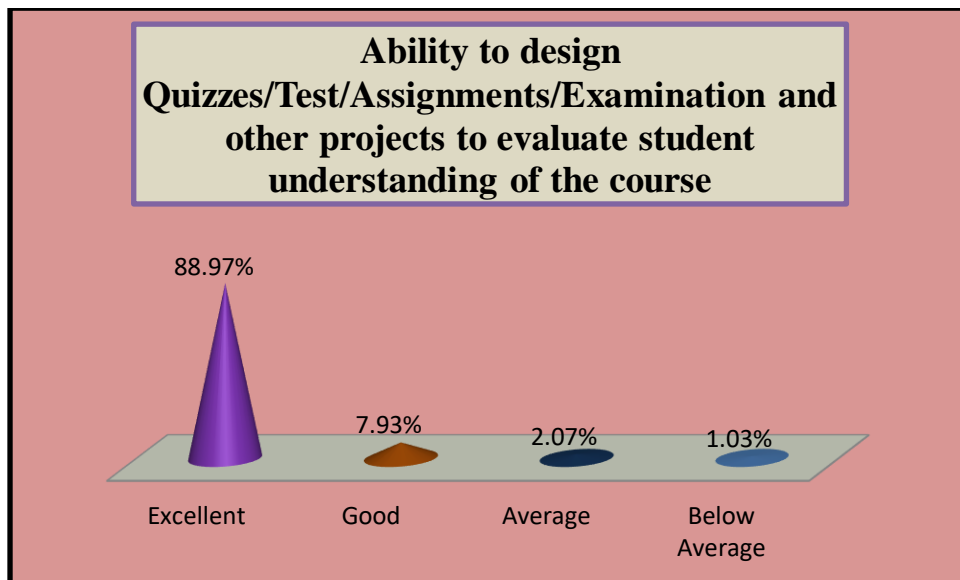


Figure No. 9

9. Provision of sufficient time for feedback:

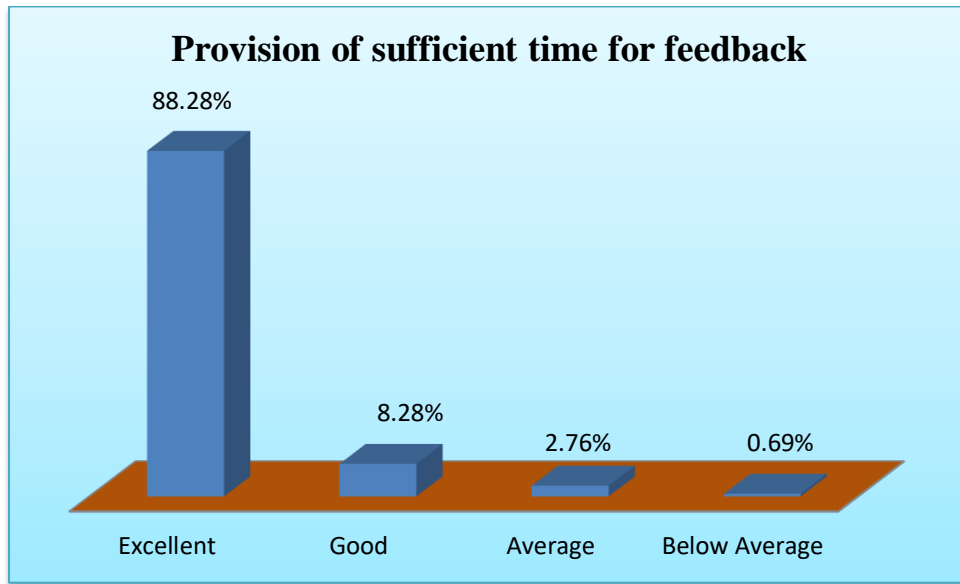
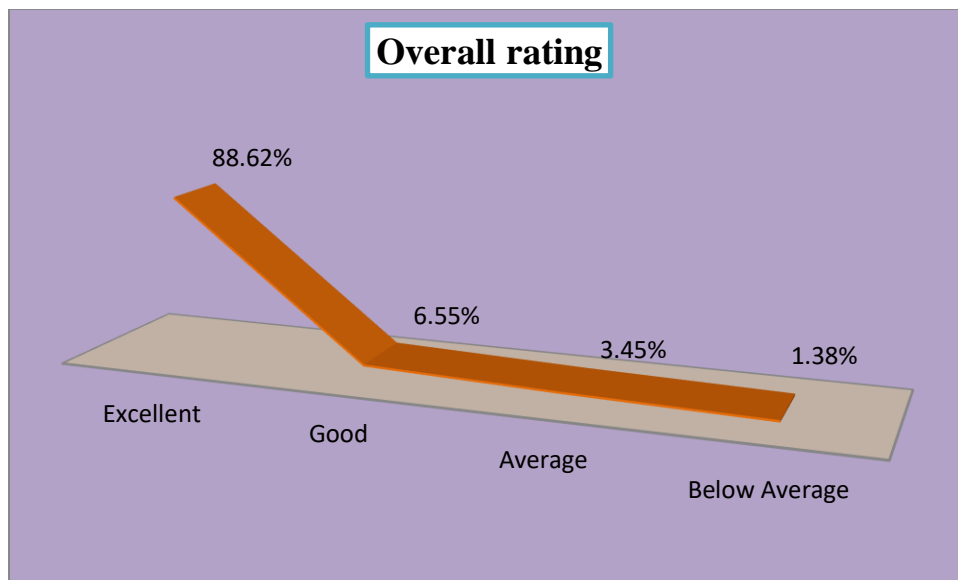


Figure No. 10

10. Overall Rating:



Respondents' details:

1. Knowledge base of the teacher:

Out of 290 respondents, 88.97% of students feel that the knowledge base of the teacher is 'excellent'. 8.28% recorded this parameter on 'good' scale, 1.72% of the students feel that knowledge base of the teacher is 'average' and 'below average' is recorded by 1.03% students.

2. Communication skill of the teacher

It is clear from figure no. 2 that 86.55% of students feel that the teachers have an excellent skill in communication in and off the classroom, whereas 10% students have noted on 'good' scale. 2.41% students recorded their responses on this parameter on 'average' scale and only 1.03% students feel that Communication skill of the teacher is 'below average'.

3. Sincerity/Commitment of the teacher

The third parameter is about commitment of the teacher. 89.66% students observed that teachers are very much committed to the job in all respects. 7.24% responses are recorded on 'good' scale. 1.38% students registered their responses on 'average' scale and 'below average' are found from 1.72% of students.

4. Interest generated by the teacher

Figure no. 4 illustrates that 89.31% students feel that teachers have an excellent skill in generating interest in learning process. 6.90% students noted their responses on 'good' scale whereas 2.07% students said that this skill in the teacher is 'average'. Only 1.72% students responded to this question on 'below average' scale.

5. Ability to integrate course material with environment/other issues, to provide a broader perspective

Figure no. 5 states that 87.24% of students feel that the teachers have an 'excellent' ability to the question asked, whereas 8.62% students have noted on 'good' scale. 3.45% students recorded their responses to this parameter on 'average' scale and 0.69% students feel that ability of the teacher is 'below average'.

6. Ability to integrate content with other courses

Out of 4798 respondents, 87.93% of students feel that the teachers have an 'excellent' ability to integrate content with other courses. 6.55% students recorded this parameter on 'good' scale, 4.48% of the students feel that teacher's ability to integrate content with other courses is 'average' and 'below average' is recorded by 1.03% students.

7. Accessibility of the teacher in and out of the class

From figure no. 7, it is clear that 88.28% of students feel that the teachers are available for students in and out of the class conveniently, whereas 8.28% students have

noted on 'good' scale. 2.07% students recorded their responses to this parameter on 'average' scale and only 1.38% students feel that availability of teachers is 'below average'.

8. Ability to design Quizzes/Test/Assignments/Examination and other projects to evaluate student understanding of the course

Responses were sought from the students regarding ability of the teacher to design Quizzes/Test/Assignments/Examination and other projects to evaluate student understanding of the course. 88.97% students feel that teachers have an 'excellent' ability in this concern. 7.93% students have recorded their responses on 'good' scale. 2.07% of students feel that teachers have an 'average' skill concerning this parameter and 1.03% students have responded to this question on 'below average scale'.

9. Provision of sufficient time for feedback

This question was related to the time given to the students to register their feedback. 88.28% students feel that it is 'excellent', 8.28% students observed it to be 'good'. 2.76% students said that they got 'average' time for feedback while 0.69% students noted their responses on 'below average' scale.

10. Overall rating

The last question was related to overall impression of the students on teachers. 88.62% students have noted their responses on 'excellent' scale. 6.55% students registered their responses on 'good' scale. 3.45% students marked their answers on 'average' scale whereas 1.38% students observed it to be on 'below average' scale.


Co-ordinator,
IQAC, Deogiri College,
Aurangabad.

Coordinator, IQAC




Principal
Deogiri College,
Aurangabad.

Principal

**Marathwada Shikshan Prasarak Mandal's
DEOGIRI COLLEGE, AURANGABAD**



INTERNAL QUALITY ASSURANCE CELL

FEEDBACK ANALYSIS

FEEDBACK BY STUDENTS ON TEACHERS

ACTION TAKEN REPORT

2017-2018

After the analysis of feedback provided by students following actions were taken in order to improve upon teachers' quality and performance;

- Information regarding feedback by students on teachers was disseminated.
- Teachers were appreciated orally by the principal for good and positive feedback.
- Motivation to the teachers to improve upon certain parameters.
- Discussion on improvement of infrastructural facility
- Teachers were advised to keenly follow mentor-mentee program.


Co-ordinator,
IQAC, Deogiri College,
Aurangabad.

Coordinator, IQAC




Principal
Deogiri College,
Aurangabad.

Principal

**Marathwada Shikshan Prasarak Mandal's
DEOGIRI COLLEGE, AURANGABAD**



INTERNAL QUALITY ASSURANCE CELL



FEEDBACK ANALYSIS

**FEEDBACK BY STUDENTS ON TEACHERS
2018-2019**

REPORT OF FEEDBACK BY STUDENTS ON TEACHERS 2018 – 2019

Deogiri College is an institute that believes in and practices quality of all its aspects which are directly related to enhancement of capabilities for better performance. Subsequently IQAC initiates the conduct of feedback from various stakeholders. In this light, feedback from the students on teachers is sought for the academic year 2018-2019 on following parameters:

Q. No.	Parameter/Question
1	Knowledge base of the teacher
2	Communication skill of the teacher
3	Sincerity/Commitment of the teacher
4	Interest generated by the teacher
5	Ability to integrate course material with environment/other issues, to provide a broader perspective
6	Ability to integrate content with other courses
7	Accessibility of the teacher in and out of the class
8	Ability to design Quizzes/Test/Assignments/Examination and other projects to evaluate student understanding of the course
9	Provision of sufficient time for feedback
10	Overall rating

4798 students registered their responses on above 10 parameters.

Figure No. 1

1. Knowledge base of the teacher:

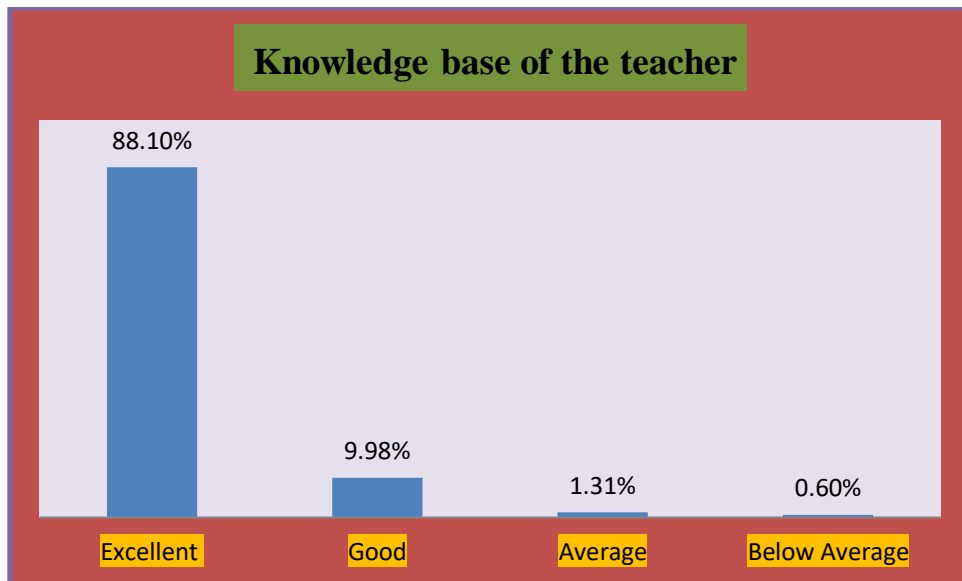


Figure No. 2

2. Communication skill of the teacher:

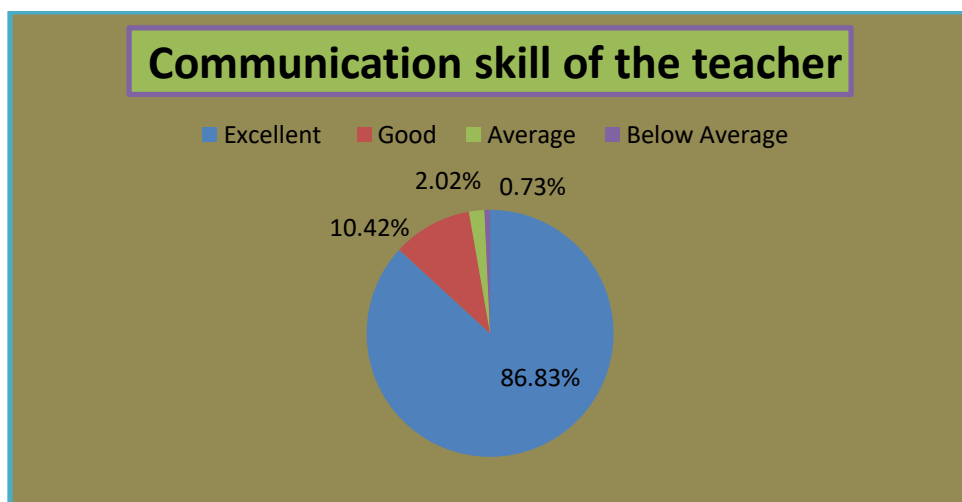


Figure No. 3

3. Sincerity/Commitment of the teacher:

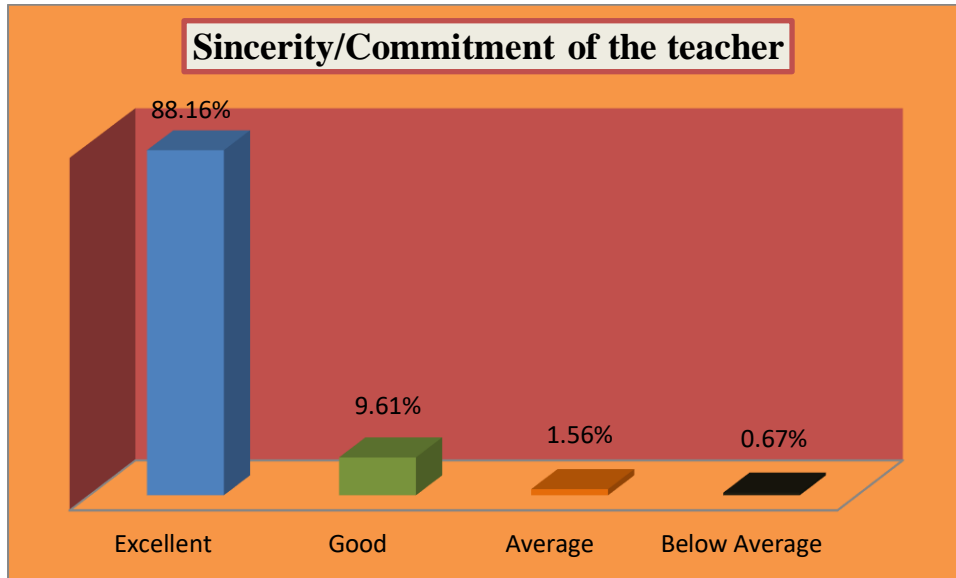


Figure No. 4

4. Interest generated by the teacher:

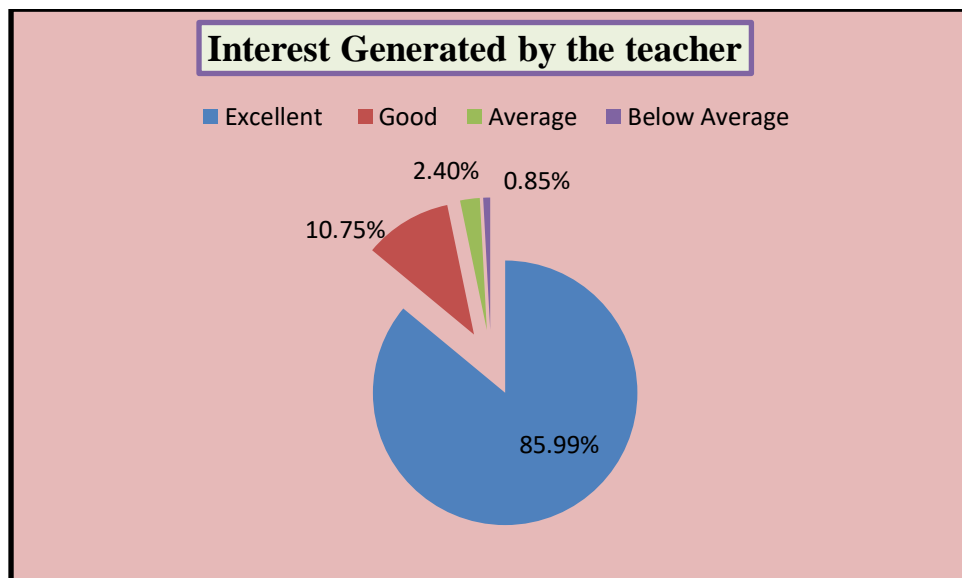


Figure No. 5

5. Ability to integrate course material with environment/other issues, to provide a broader perspective:

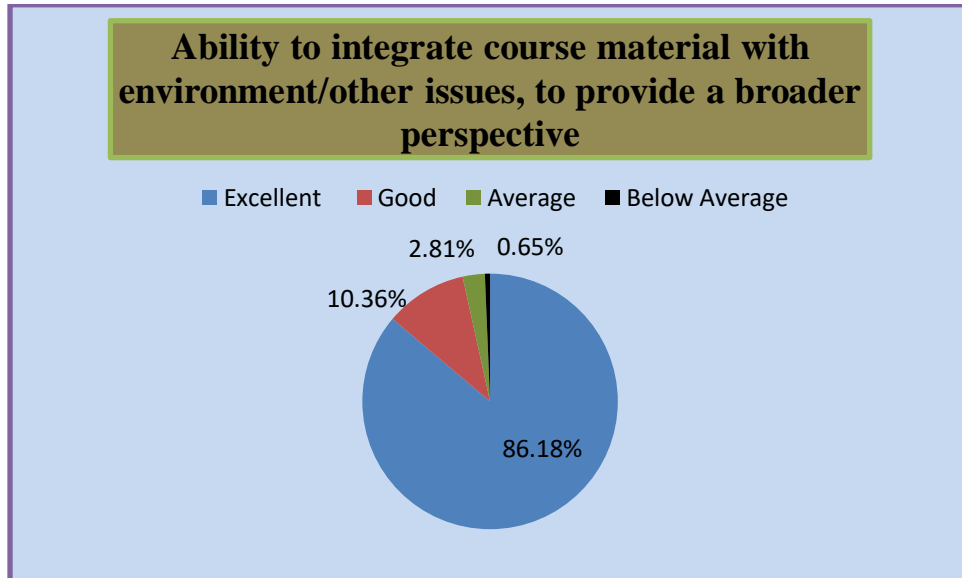


Figure No. 6

6. Ability to integrate content with other courses:

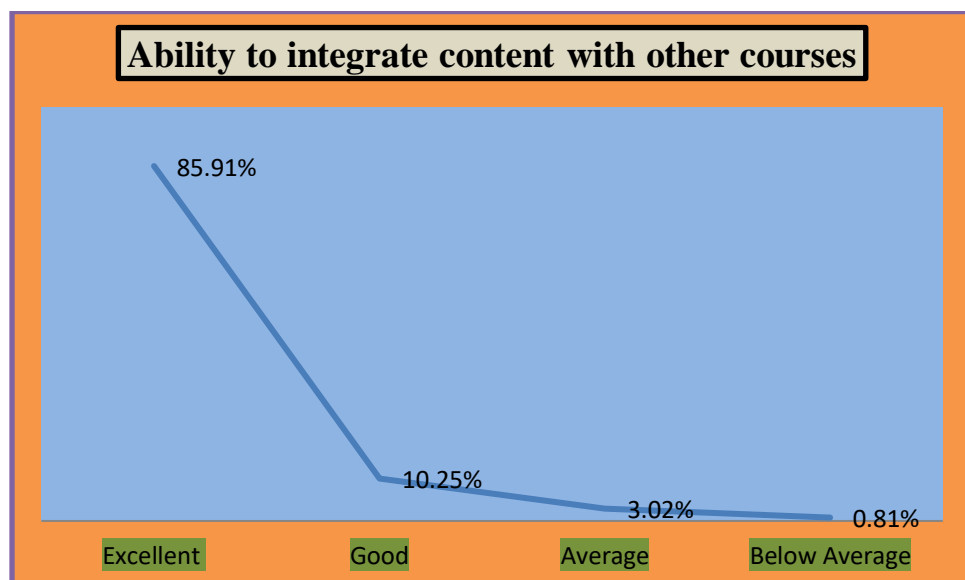


Figure No. 7

7. Accessibility of the teacher in and out of the class:

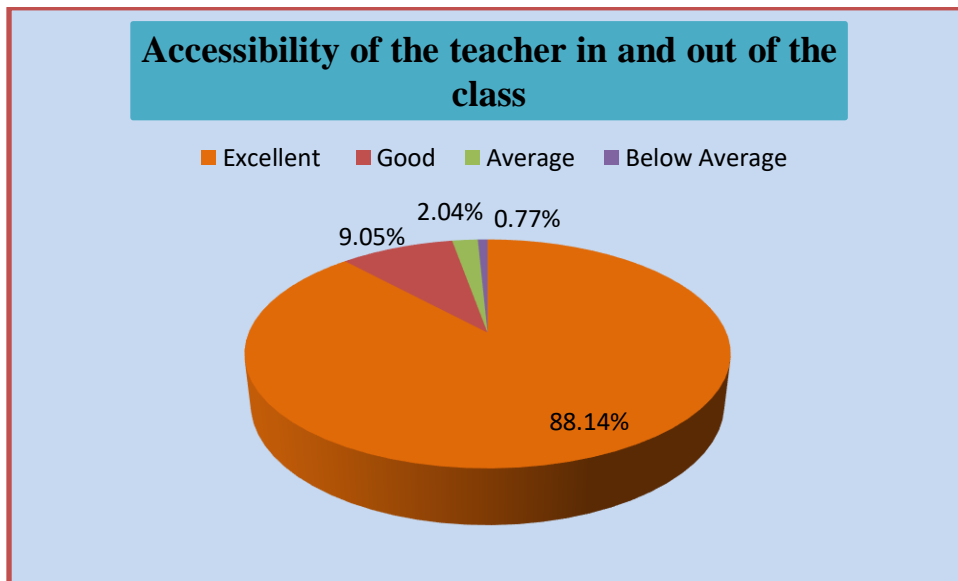


Figure No. 8

8. Ability to design Quizzes/Test/Assignments/Examination and other projects to evaluate student understanding of the course:

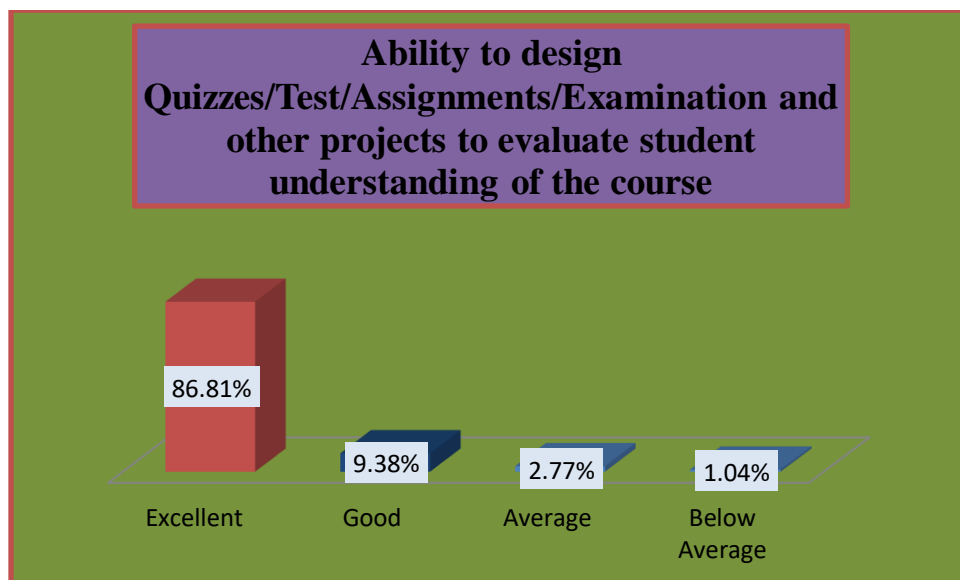


Figure No. 9

9. Provision of sufficient time for feedback:

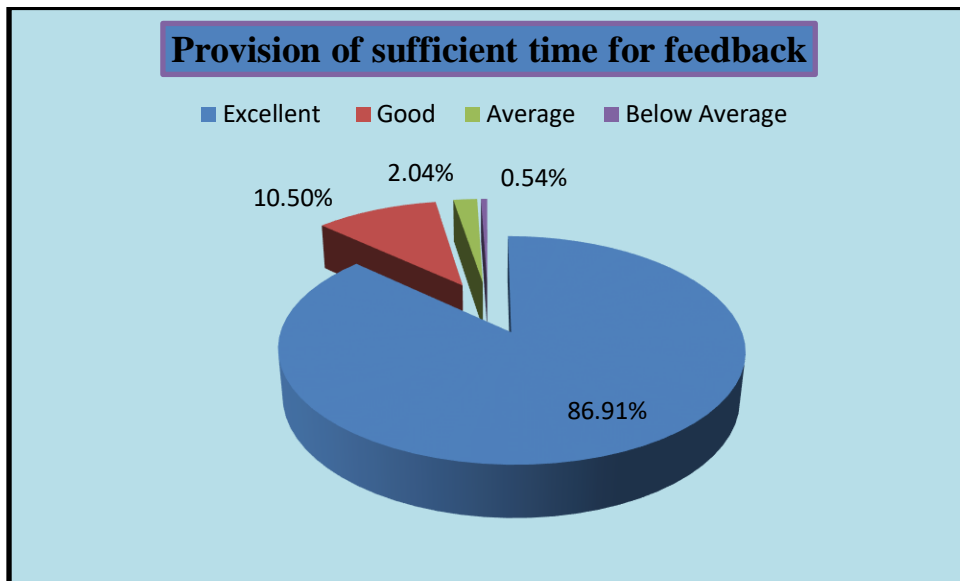
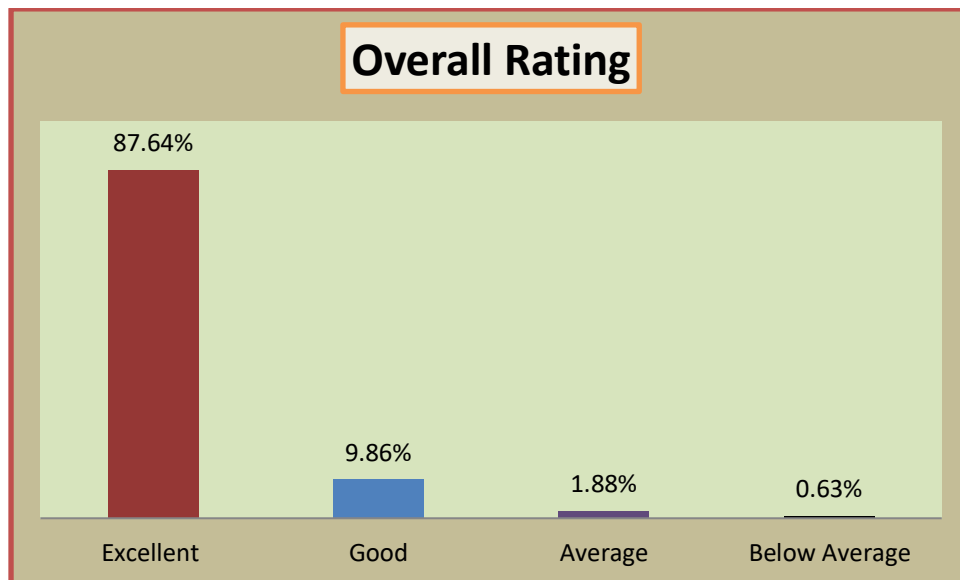


Figure No. 10

10. Overall Rating:



Analysis of the feedback collected:

1. Knowledge base of the teacher:

Out of 4798 respondents, 88.10% of students feel that the knowledge base of the teacher is 'excellent'. 9.98% recorded this parameter on 'good' scale, 1.31% of the students feel that knowledge base of the teacher is 'average' and 'below average' is recorded by 0.60% students.

2. Communication skill of the teacher

It is clear from figure no. 2 that 83.83% of students feel that the teachers have an excellent skill in communication in and off the classroom, whereas 10.42% students have noted on 'good' scale. 2.02% students recorded their responses on this parameter on 'average' scale and only 0.73% students feel that Communication skill of the teacher is 'below average'.

3. Sincerity/Commitment of the teacher

The third parameter is about commitment of the teacher. 88.16% students observed that teachers are very much committed to the job in all respects. 10.42% responses are recorded on 'good' scale. 1.56% students registered their responses on 'average' scale and 'below average' are found from 0.67% of students.

4. Interest generated by the teacher

Figure no. 4 illustrates that 85.99% students feel that teachers have an excellent skill in generating interest in learning process. 10.75% students noted their responses on 'good' scale whereas 2.40% students said that this skill in the teacher is 'average'. Only 0.8 students responded to this question on 'below average' scale.

5. Ability to integrate course material with environment/other issues, to provide a broader perspective

Figure no. 5 states that 86.18% of students feel that the teachers have an 'excellent' ability to the question asked, whereas 10.36% students have noted on 'good' scale. 2.81% students recorded their responses to this parameter on 'average' scale and 0.65% students feel that ability of the teacher is 'below average'.

6. Ability to integrate content with other courses

Out of 4798 respondents, 85.91% of students feel that the teachers have an 'excellent' ability to integrate content with other courses. 10.25% students recorded this parameter on 'good' scale, 3.02% of the students feel that teacher's ability to integrate content with other courses is 'average' and 'below average' is recorded by 0.81% students.

7. Accessibility of the teacher in and out of the class

From figure no. 7, it is clear that 88.14% of students feel that the teachers are available for students in and out of the class conveniently, whereas 9.05% students have noted on 'good' scale. 2.04% students recorded their responses to this parameter on 'average' scale and only 0.77% students feel that availability of teachers is 'below average'.

8. Ability to design Quizzes/Test/Assignments/Examination and other projects to evaluate student understanding of the course

Responses were sought from the students regarding ability of the teacher to design Quizzes/Test/Assignments/Examination and other projects to evaluate student understanding of the course. 86.81% students feel that teachers have an 'excellent' ability in this concern. 9.38% students have recorded their responses on 'good' scale. 2.77% of students feel that teachers have an 'average' skill concerning this parameter and 1.04% students have responded to this question on 'below average scale'.

9. Provision of sufficient time for feedback

This question was related to the time given to the students to register their feedback. 86.91% students feel that it is 'excellent', 10.50% students observed it to be 'good'. 2.04% students said that they got 'average' time for feedback while 0.54% students noted their responses on 'below average' scale.

10. Overall rating

The last question was related to overall impression of the students on teachers. 87.64% students have noted their responses on 'excellent' scale. 9.86% students registered their responses on 'good' scale. 1.88% students marked their answers on 'average' scale whereas 0.63% students observed it to be on 'below average' scale.


Co-ordinator,
IQAC, Deogiri College,
Aurangabad.

Coordinator, IQAC




Principal
Deogiri College,
Aurangabad.

Principal

**Marathwada Shikshan Prasarak Mandal's
DEOGIRI COLLEGE, AURANGABAD**



INTERNAL QUALITY ASSURANCE CELL

FEEDBACK ANALYSIS


FEEDBACK BY STUDENTS ON TEACHERS

ACTION TAKEN REPORT

2018-2019

Following actions were taken after analyzing the feedback by students on teachers.

- Teachers were informed that IQAC has collected and analyzed the feedback by students on teachers.
- Teachers were inspired in regard with the quality in teaching and allied aspects
- Teachers were asked to have a good rapport with the students.


Co-ordinator,
IQAC, Deogiri College,
Aurangabad.

Coordinator, IQAC




Principal
Deogiri College,
Aurangabad.

Principal

**Marathwada Shikshan Prasarak Mandal's
DEOGIRI COLLEGE, AURANGABAD**



INTERNAL QUALITY ASSURANCE CELL



FEEDBACK ANALYSIS

**FEEDBACK BY STUDENTS ON TEACHERS
2019-2020**

REPORT OF FEEDBACK BY STUDENTS ON TEACHERS 2019 – 2020

Deogiri College is an institute that believes in and practices quality of all its aspects which are directly related to enhancement of capabilities for better performance. Subsequently IQAC initiates the conduct of feedback from various stakeholders. In this light, feedback from the students on teachers is sought for the academic year 2019-2020 on following parameters:

Q. No.	Parameter/Question
1	Knowledge base of the teacher
2	Communication skill of the teacher
3	Sincerity/Commitment of the teacher
4	Interest generated by the teacher
5	Ability to integrate course material with environment/other issues, to provide a broader perspective
6	Ability to integrate content with other courses
7	Accessibility of the teacher in and out of the class
8	Ability to design Quizzes/Test/Assignments/Examination and other projects to evaluate student understanding of the course
9	Provision of sufficient time for feedback
10	Overall rating

6983 students registered their responses on above 10 parameters.

Figure No. 1

1. Knowledge base of the teacher:

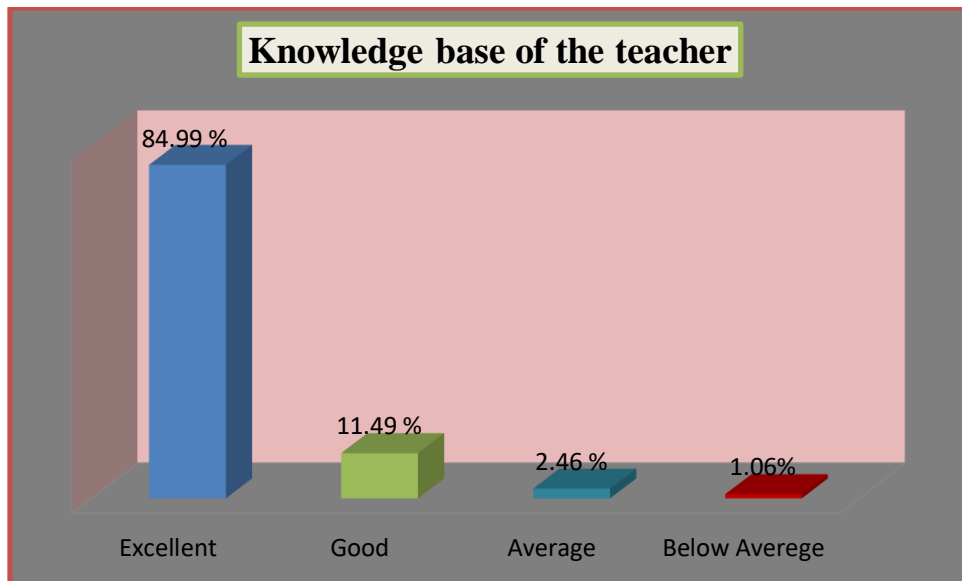


Figure No. 2

2. Communication skill of the teacher:

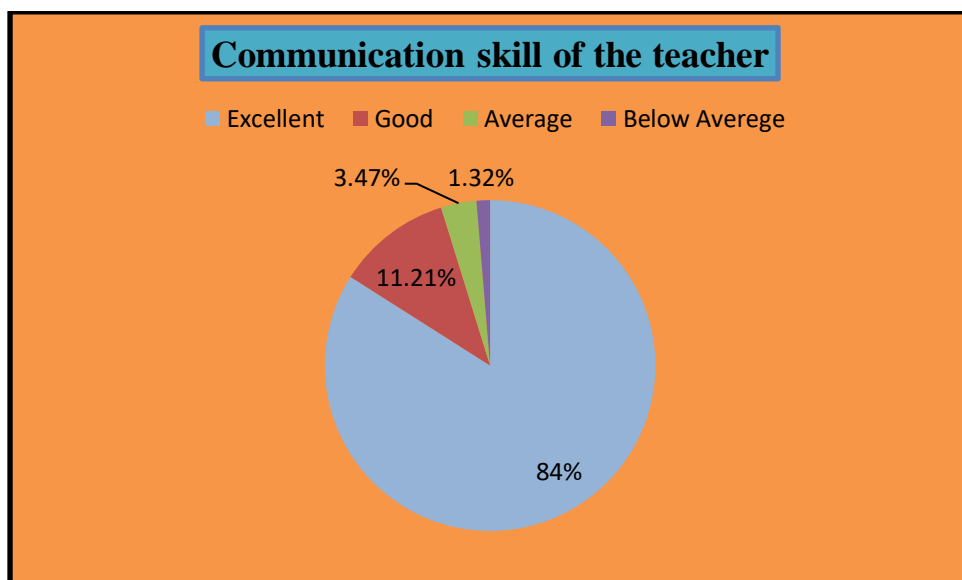


Figure No. 3

3. Sincerity/Commitment of the teacher:

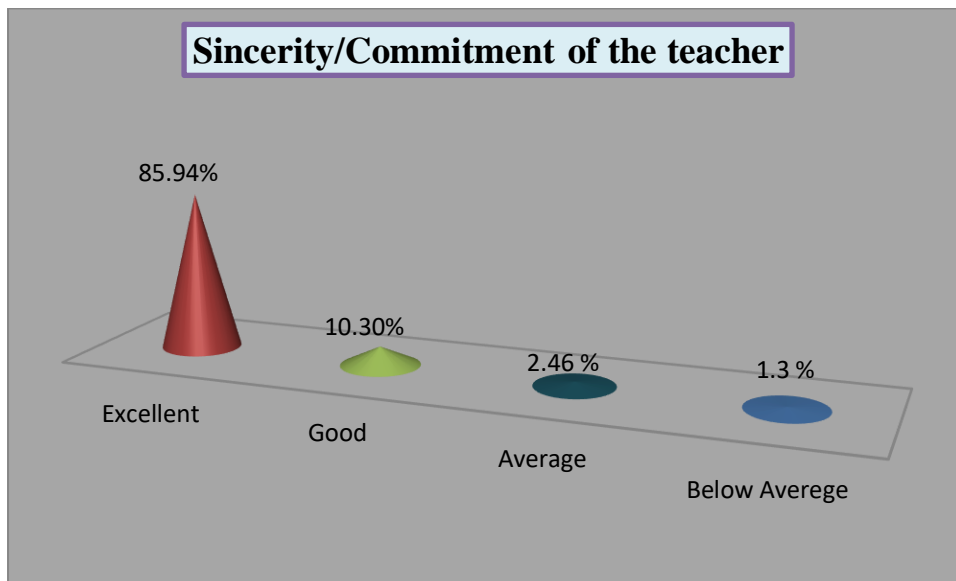


Figure No. 4

4. Interest generated by the teacher:

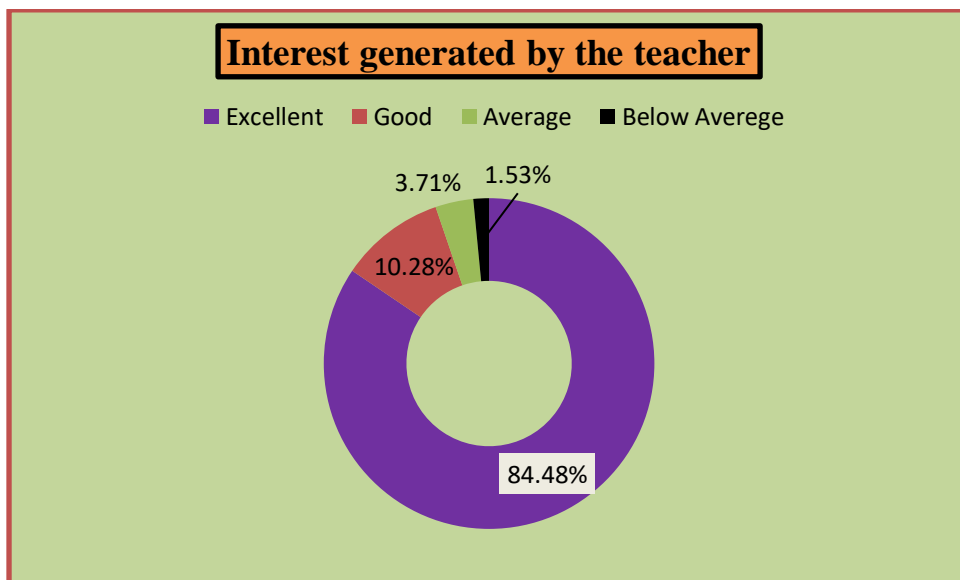


Figure No. 5

5. Ability to integrate course material with environment/other issues, to provide a broader perspective:

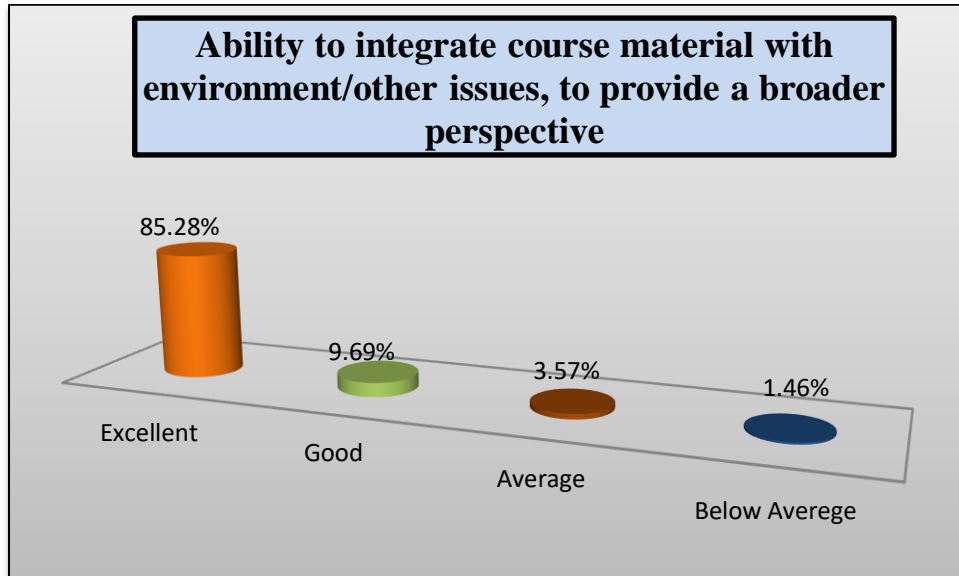


Figure No. 6

6. Ability to integrate content with other courses:

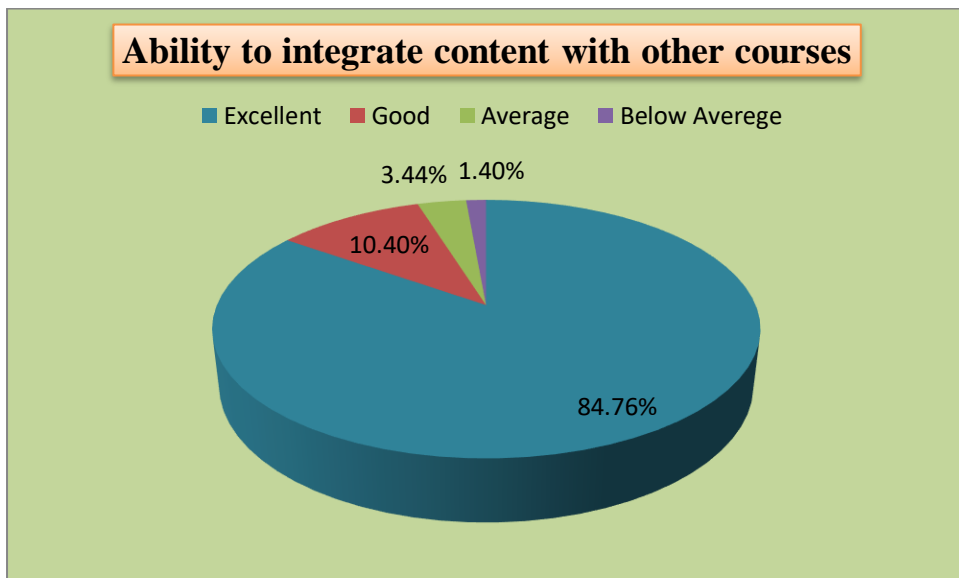


Figure No. 7

7. Accessibility of the teacher in and out of the class:

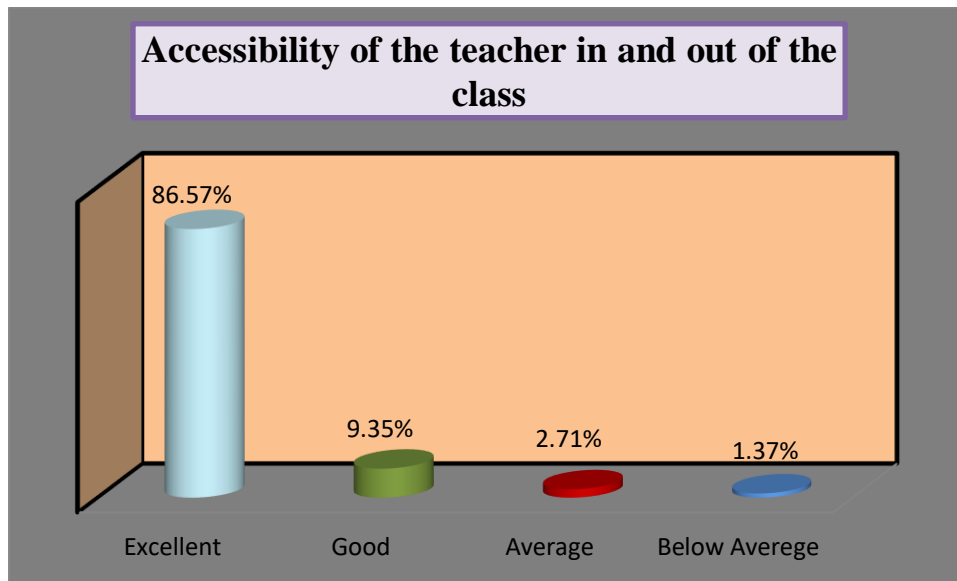


Figure No. 8

8. Ability to design Quizzes/Test/Assignments/Examination and other projects to evaluate student understanding of the course:

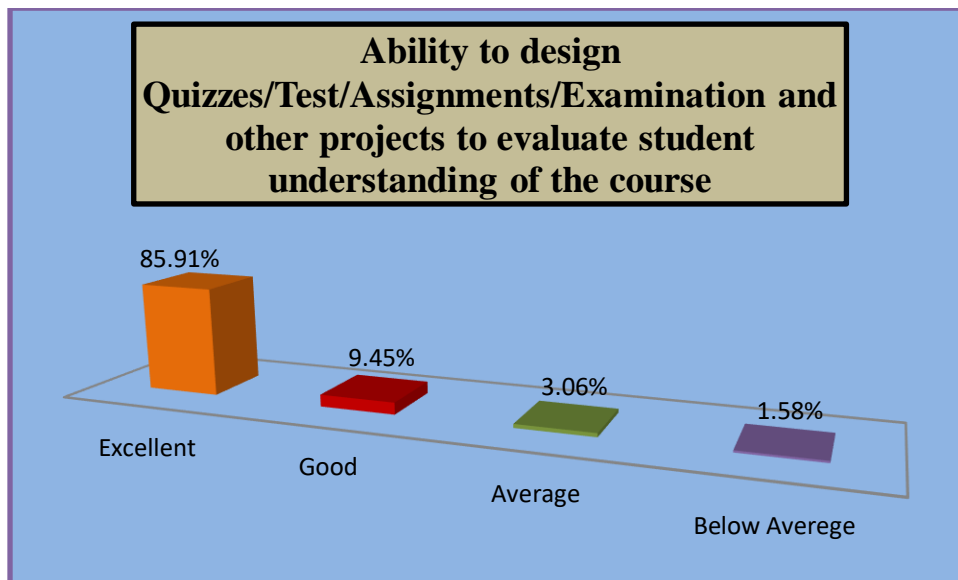


Figure No. 9

9. Provision of sufficient time for feedback:

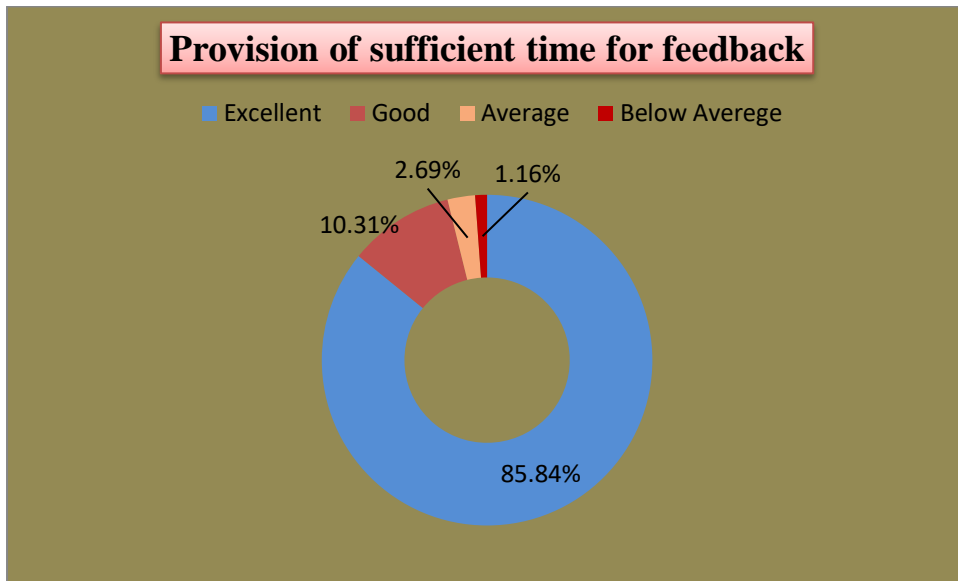
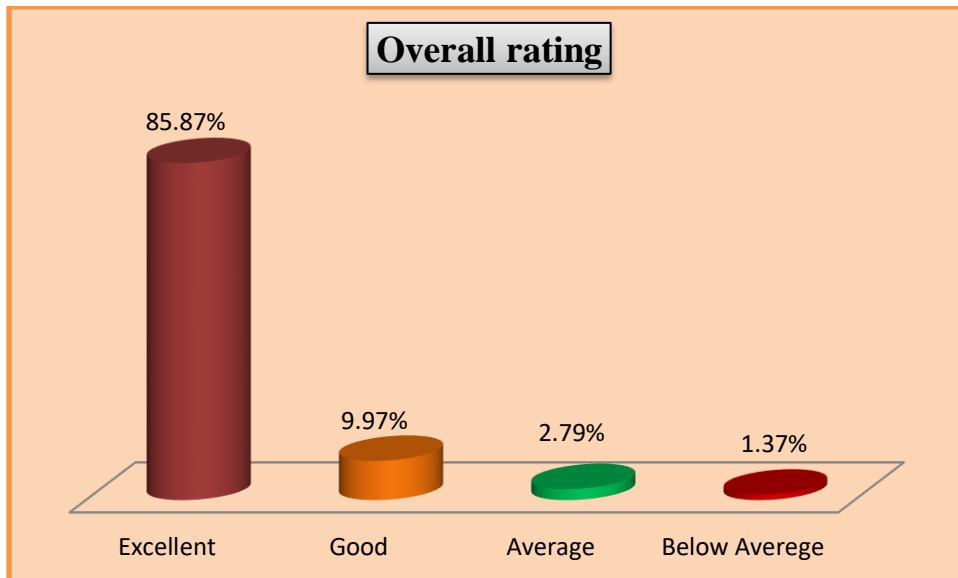


Figure No. 10

10. Overall Rating:



Analysis of the feedback collected:

1. Knowledge base of the teacher:

Out of 6983 responses collected, 84.99% of students feel that the knowledge base of the teacher is 'excellent'. 11.49% recorded this parameter on 'good' scale, 2.46% of the students feel that knowledge base of the teacher is 'average' and 'below average' is recorded by 1.06% students.

2. Communication skill of the teacher

It is clear from figure no. 2 that 84% of students feel that the teachers have an excellent skill in communication in and off the classroom, whereas 11.21% students have noted on 'good' scale. 3.47% students recorded their responses on this parameter on 'average' scale and only 1.32% students feel that Communication skill of the teacher is 'below average'.

3. Sincerity/Commitment of the teacher

The third parameter is about commitment of the teacher. 85.94% students observed that teachers are very much committed to the job in all respects. 10.30% responses are recorded on 'good' scale. 2.46% students registered their responses on 'average' scale and 'below average' are found from 1.30% of students.

4. Interest generated by the teacher

Figure no. 4 illustrates that 84.48% students feel that teachers have an excellent skill in generating interest in learning process. 10.28% students noted their responses on 'good' scale whereas 3.71% students said that this skill in the teacher is 'average'. Only 1.53% students responded to this question on 'below average' scale.

5. Ability to integrate course material with environment/other issues, to provide a broader perspective

Figure no. 5 states that 85.28% of students feel that the teachers have an 'excellent' ability to the question asked, whereas 9.69% students have noted on 'good' scale. 3.57% students recorded their responses to this parameter on 'average' scale and 1.46% students feel that ability of the teacher is 'below average'.

6. Ability to integrate content with other courses

Out of 6983 respondents, 84.76% of students feel that the teachers have an 'excellent' ability to integrate content with other courses. 10.40% students recorded this parameter on 'good' scale, 3.44% of the students feel that teacher's ability to integrate content with other courses is 'average' and 'below average' is recorded by 1.40% students.

7. Accessibility of the teacher in and out of the class

From figure no. 7, it is clear that 86.57% of students feel that the teachers are available for students in and out of the class conveniently, whereas 9.35% students have noted on 'good' scale. 2.71% students recorded their responses to this parameter on 'average' scale and only 1.37% students feel that availability of teachers is 'below average'.

8. Ability to design Quizzes/Test/Assignments/Examination and other projects to evaluate student understanding of the course

Responses were sought from the students regarding ability of the teacher to design Quizzes/Test/Assignments/Examination and other projects to evaluate student understanding of the course. 85.91 students feel that teachers have an 'excellent' ability in this concern. 9.45% students have recorded their responses on 'good' scale. 3.06% of students feel that teachers have an 'average' skill concerning this parameter and 1.58% students have responded to this question on 'below average scale'.

9. Provision of sufficient time for feedback

This question was related to the time given to the students to register their feedback. 85.84% students feel that it is 'excellent', 10.31% students observed it to be 'good'. 2.69% students said that they got 'average' time for feedback while 1.16% students noted their responses on 'below average' scale.

10. Overall rating

The last question was related to overall impression of the students on teachers. 85.87% students have noted their responses on 'excellent' scale. 9.97% students registered their responses on 'good' scale. 2.79% students marked their answers on 'average' scale whereas 1.37% students observed it to be on 'below average' scale.


Co-ordinator,
IQAC, Deogiri College,
Aurangabad.

Coordinator, IQAC




Principal
Deogiri College,
Aurangabad.

Principal

**Marathwada Shikshan Prasarak Mandal's
DEOGIRI COLLEGE, AURANGABAD**



INTERNAL QUALITY ASSURANCE CELL

FEEDBACK ANALYSIS

FEEDBACK BY STUDENTS ON TEACHERS

ACTION TAKEN REPORT

2019-2020

Following actions were taken for improvement of overall quality of teaching and learning;

- Teachers were informed about the feedback given by students on their teaching.
- Teachers were appreciated orally by the principal for good and positive feedback.
- Teachers were also encouraged for improvement in certain areas.
- Attempts were made to improve infrastructure as to facilitate the teaching and learning process.
- Teachers were instructed to build strong rapport with the students and look after their issues personally.


Co-ordinator,
IQAC, Deogiri College,
Aurangabad.

Coordinator, IQAC




Principal
Deogiri College,
Aurangabad.

Principal

**Marathwada Shikshan Prasarak Mandal's
DEOGIRI COLLEGE, AURANGABAD**



INTERNAL QUALITY ASSURANCE CELL



FEEDBACK ANALYSIS

**FEEDBACK BY STUDENTS ON TEACHERS
2020-2021**

REPORT OF FEEDBACK BY STUDENTS ON TEACHERS 2020 – 2021

Deogiri College is an institute that believes in and practices quality of all its aspects which are directly related to enhancement of capabilities for better performance. Subsequently IQAC initiates the conduct of feedback from various stakeholders. In this light, feedback from the students on teachers is sought for the academic year 2020-2021 on following parameters:

Q. No.	Parameter/Question
1	Knowledge base of the teacher
2	Communication skill of the teacher
3	Sincerity/Commitment of the teacher
4	Interest generated by the teacher
5	Ability to integrate course material with environment/other issues, to provide a broader perspective
6	Ability to integrate content with other courses
7	Accessibility of the teacher in and out of the class
8	Ability to design Quizzes/Test/Assignments/Examination and other projects to evaluate student understanding of the course
9	Provision of sufficient time for feedback
10	Overall rating

2361 students registered their responses on above 10 parameters.

Figure No. 1

1. Knowledge base of the teacher:

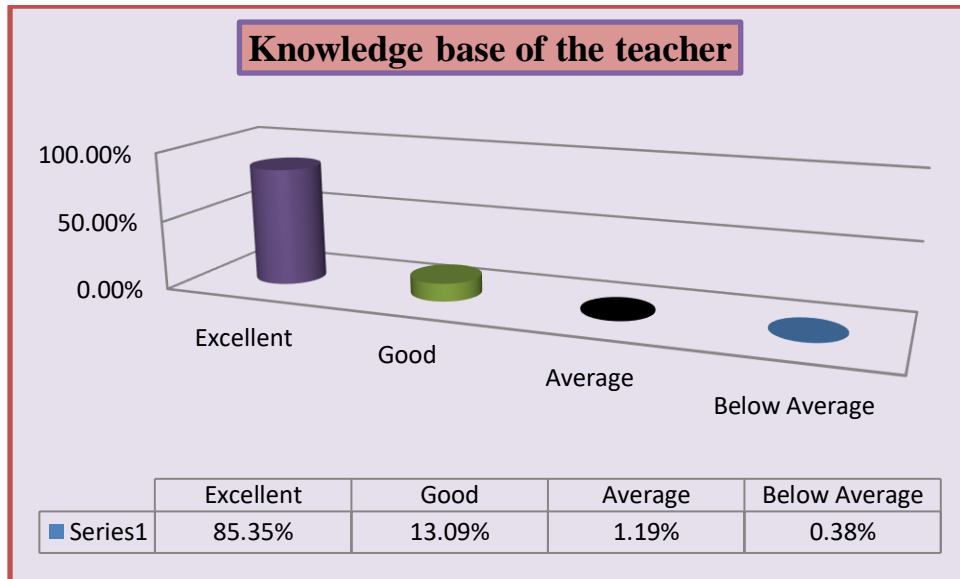


Figure No. 2

2. Communication skill of the teacher:

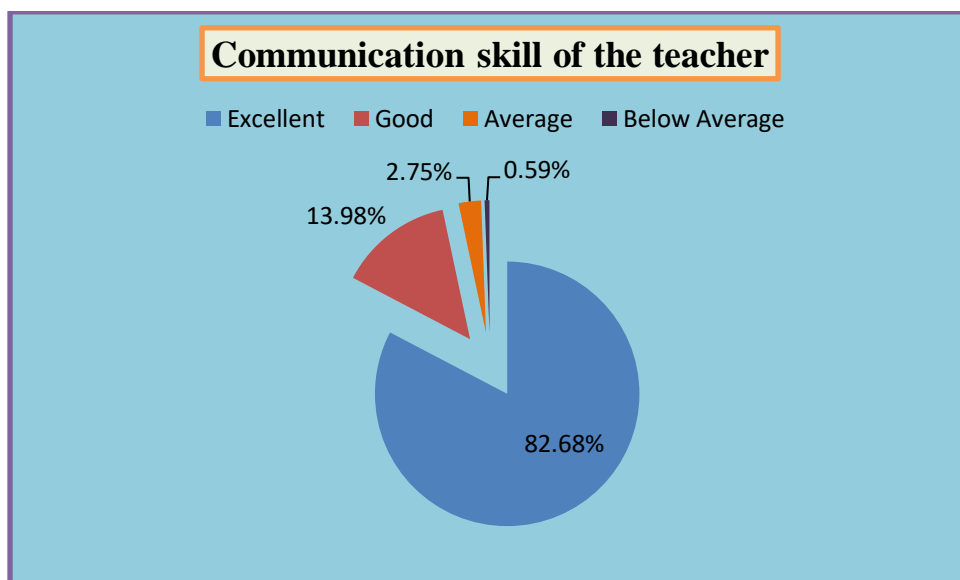


Figure No. 3

3. Sincerity/Commitment of the teacher:

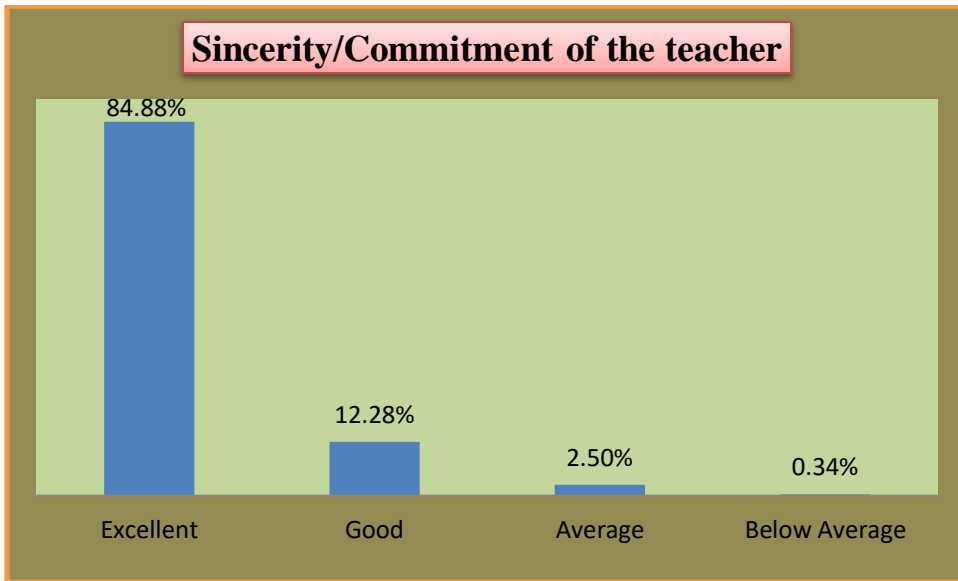


Figure No. 4

4. Interest generated by the teacher:

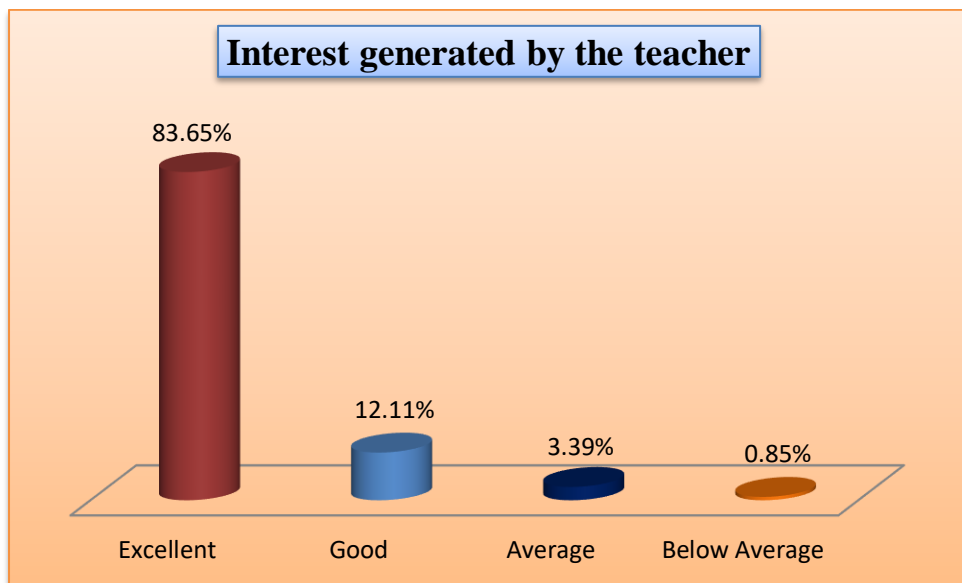


Figure No. 5

5. Ability to integrate course material with environment/other issues, to provide a broader perspective:

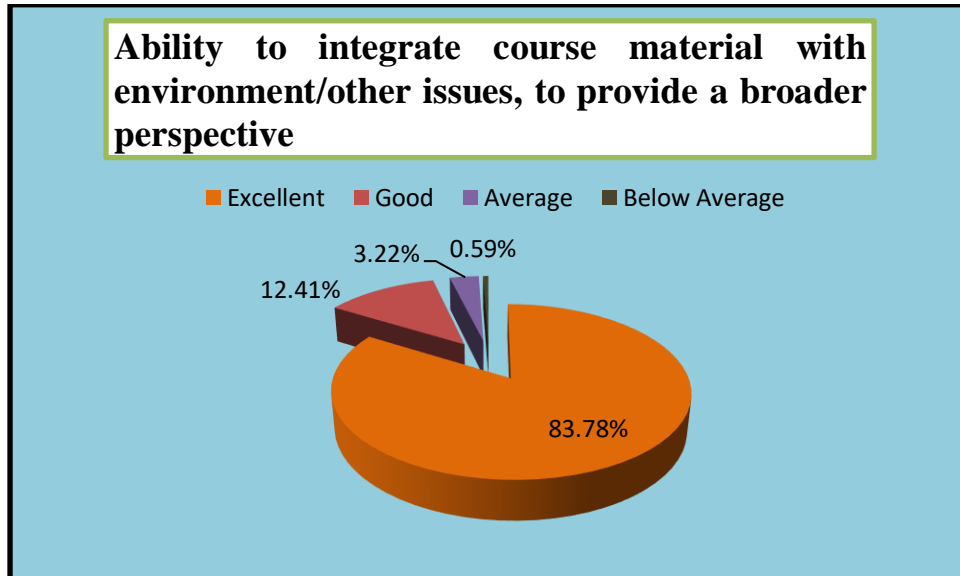


Figure No. 6

6. Ability to integrate content with other courses:

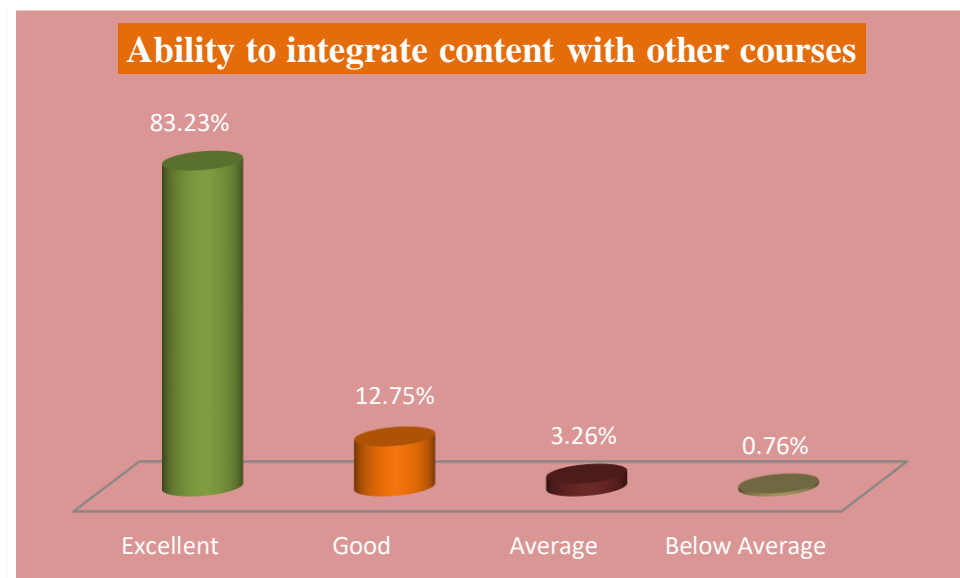


Figure No. 7

7. Accessibility of the teacher in and out of the class:

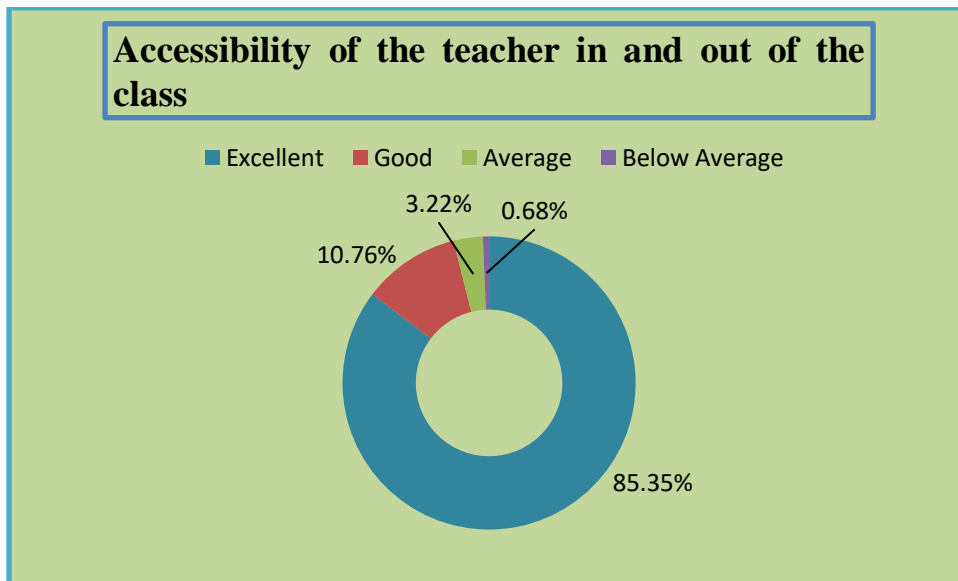


Figure No. 8

8. Ability to design Quizzes/Test/Assignments/Examination and other projects to evaluate student understanding of the course:

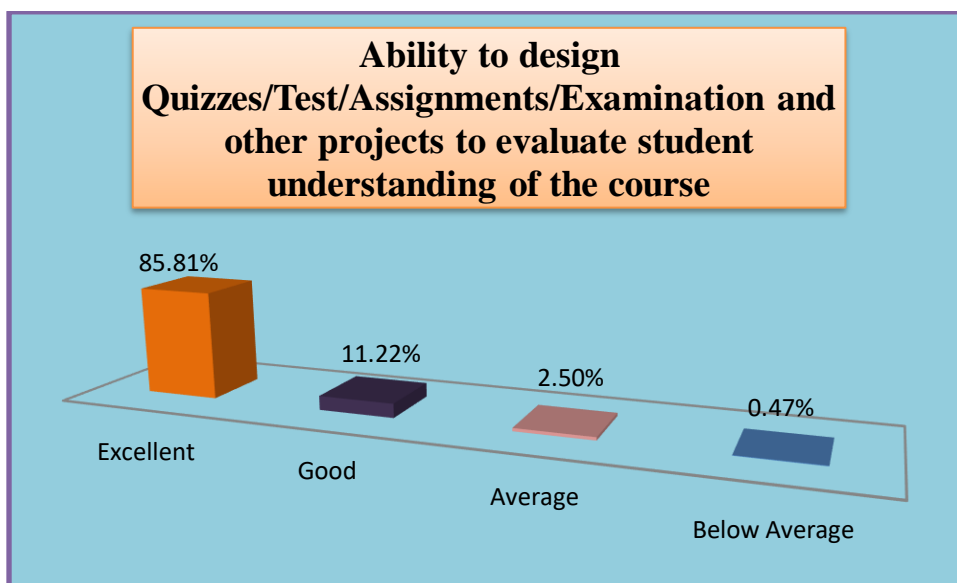


Figure No. 9

9. Provision of sufficient time for feedback:

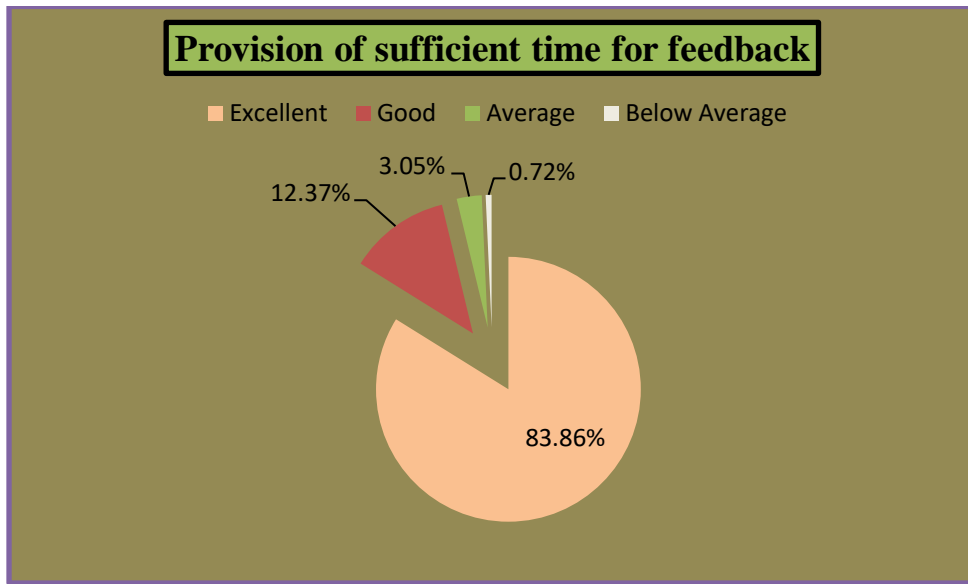
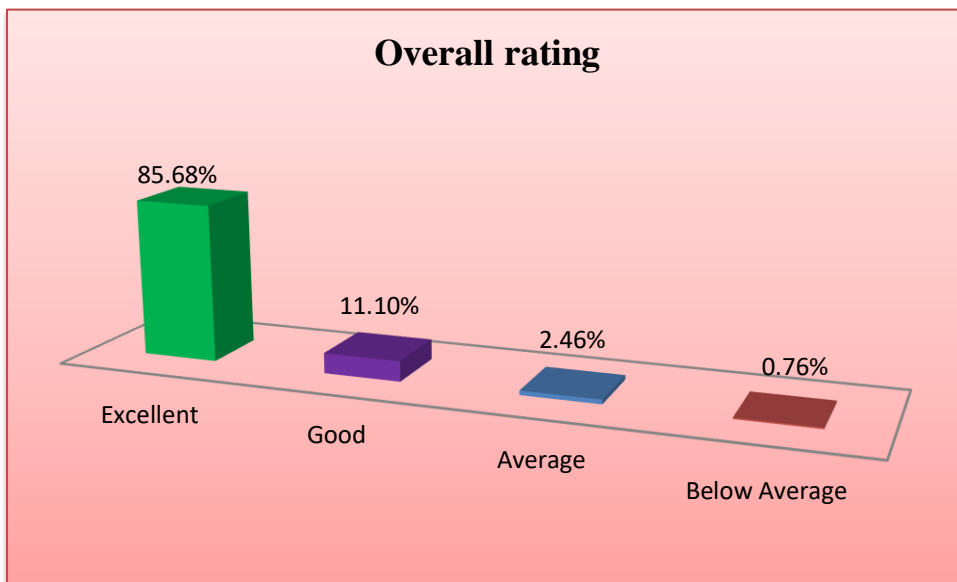


Figure No. 10

10. Overall Rating:



Analysis:

1. Knowledge base of the teacher:

Responses from 2361 students were collected out of which 85.35% of students feel that the knowledge base of the teacher is 'excellent'. 13.09% recorded this parameter on 'good' scale, 1.19% of the students feel that knowledge base of the teacher is 'average' and 'below average' is recorded by 0.38% students.

2. Communication skill of the teacher

Figure no. 2 indicates that 82.68% of students feel that the teachers have an excellent skill in communication in and off the classroom, whereas 13.98% students have noted on 'good' scale. 2.75% students recorded their responses on this parameter on 'average' scale and only 0.59% students feel that Communication skill of the teacher is 'below average'.

3. Sincerity/Commitment of the teacher

The third parameter is about commitment of the teacher. 84.88% students observed that teachers are very much committed to the job in all respects. 12.28% responses are recorded on 'good' scale. 2.50% students registered their responses on 'average' scale and 'below average' responses are found from 0.34% of students.

4. Interest generated by the teacher

Figure no. 4 illustrates that 83.65% students feel that teachers have an excellent skill in generating interest in learning process. 12.11% students noted their responses on 'good' scale whereas 3.39% students said that this skill in the teacher is 'average'. Only 0.85% students responded to this question on 'below average' scale.

5. Ability to integrate course material with environment/other issues, to provide a broader perspective

Figure no. 5 states that 83.78% of students feel that the teachers have an 'excellent' ability to the question asked, whereas 12.41% students have noted on 'good' scale. 3.22% students recorded their responses to this parameter on 'average' scale and 0.59% students feel that ability of the teacher is 'below average'.

6. Ability to integrate content with other courses

Out of 6983 respondents, 83.23% of students feel that the teachers have an 'excellent' ability to integrate content with other courses. 12.75% students recorded this parameter on 'good' scale, 3.26% of the students feel that teacher's ability to integrate content with other courses is 'average' and 'below average' is recorded by 0.76% students.

7. Accessibility of the teacher in and out of the class

From figure no. 7, it is clear that 85.35% of students feel that the teachers are available for students in and out of the class conveniently, whereas 10.76% students have

noted on 'good' scale. 3.22% students recorded their responses to this parameter on 'average' scale and only 0.68% students feel that availability of teachers is 'below average'.

8. Ability to design Quizzes/Test/Assignments/Examination and other projects to evaluate student understanding of the course

Responses were sought from the students regarding ability of the teacher to design Quizzes/Test/Assignments/Examination and other projects to evaluate student understanding of the course. 85.81% students feel that teachers have an 'excellent' ability in this concern. 11.22% students have recorded their responses on 'good' scale. 2.50% of students feel that teachers have an 'average' skill concerning this parameter and 0.47% students have responded to this question on 'below average scale'.

9. Provision of sufficient time for feedback

This question was related to the time given to the students to register their feedback. 83.86% students feel that it is 'excellent', 12.37% students observed it to be 'good'. 3.05% students said that they got 'average' time for feedback while 0.72% students noted their responses on 'below average' scale.

10. Overall rating

85.68% students have noted their responses on 'excellent' scale in overall rating. 11.10% students registered their responses on 'good' scale. 2.46% students marked their answers on 'average' scale whereas 0.76% students observed it to be on 'below average' scale.


Co-ordinator,
IQAC, Deogiri College,
Aurangabad.

Coordinator, IQAC




Principal
Deogiri College,
Aurangabad.

Principal

**Marathwada Shikshan Prasarak Mandal's
DEOGIRI COLLEGE, AURANGABAD**



INTERNAL QUALITY ASSURANCE CELL

FEEDBACK ANALYSIS

FEEDBACK BY STUDENTS ON TEACHERS

ACTION TAKEN REPORT

2020-2021

After the analysis of feedback provided by students following actions were taken in order to improve upon teachers' quality and performance;

- Information regarding feedback by students on teachers was disseminated.
- Teachers were appreciated orally by the principal for good and positive feedback.
- Motivation to the teachers to improve upon certain parameters.
- Discussion on improvement of infrastructural facility
- Teachers were advised to keenly follow mentor-mentee program.


Co-ordinator,
IQAC, Deogiri College,
Aurangabad.

Coordinator, IQAC




Principal
Deogiri College,
Aurangabad.

Principal