

Marathwada Shikshan Prasarak Mandal's  
DEOGIRI COLLEGE, AURANGABAD



Marathwada Shikshan Prasarak Mandal's  
**DEOGIRI COLLEGE, AURANGABAD**



INTERNAL QUALITY ASSURANCE CELL



FEEDBACK ANALYSIS

**FEEDBACK ON CURRICULUM**

**2021-2022**



## INDEX

<b>Sr. No.</b>	<b>Content</b>	<b>Page No.</b>
<b>1.</b>	Feedback on Curriculum by Students	1.
<b>2.</b>	Feedback on Curriculum by Teachers	2.
<b>3.</b>	Feedback on Curriculum by Alumni	3.
<b>4.</b>	Feedback on Curriculum by Employers	4.



## **A REPORT ON THE STUDENTS FEEDBACK ON CURRICULUM ACADEMIC YEAR 2021 – 2022**

Online feedback on curriculum collected from the students studying in different classes in the college for the academic year 2021-2022 on various important aspects which include:

1. Fulfillment of My (students) Learning Needs
2. Application of Curriculum to the Real Life Situation
3. Clarity about the Course Objectives
4. Weightage Given to Employability
5. Weightage Given to Skill Development
6. Structure of the Syllabus
7. Difficulty Level of Course Contents
8. Promotion of the Independent Thinking by Curriculum
9. Exposure to New Knowledge and Practices
10. Weightage to Practical or Field Work
11. Creation of Interest to Pursue Higher Education
12. Overall Rating

**292 students participated in the survey consisting of 12 aspects/questions.**

**Summary of Feedback**

**STUDENTS FEEDBACK ON CURRICULUM**

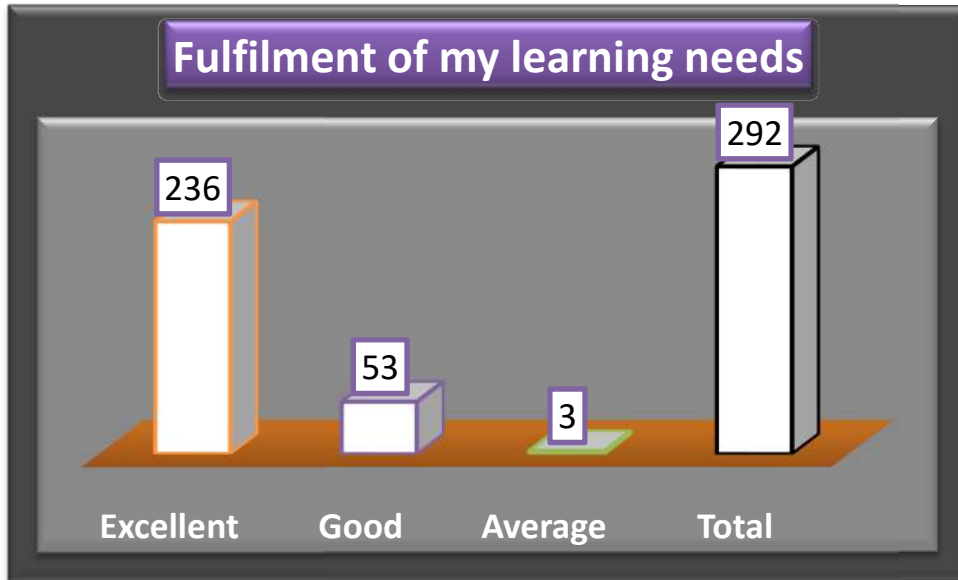
**ACADEMIC YEAR 2021 – 2022**

<b>Sr. NO.</b>	<b>Parameters</b>	<b>Excellent</b>	<b>Good</b>	<b>Average</b>	<b>Total</b>
1	Fulfillment of my learning needs	236	53	3	292
2	Applicability of the curriculum to real life situations	169	116	7	292
3	Clarity about the course objectives	233	52	7	292
4	Weightage given to employability	199	72	21	292
5	Weightage given to skill development	225	58	9	292
6	Structure of the syllabus	204	83	5	292
7	Difficulty level of the course content	174	97	21	292
8	Promotion of independent thinking by curriculum	200	78	14	292
9	Exposure to new knowledge and practices	190	88	14	292
10	Weightage to practical/field work	199	76	17	292
11	Creation of interest to pursue higher education	208	73	11	292
12	Overall rating	208	77	7	292



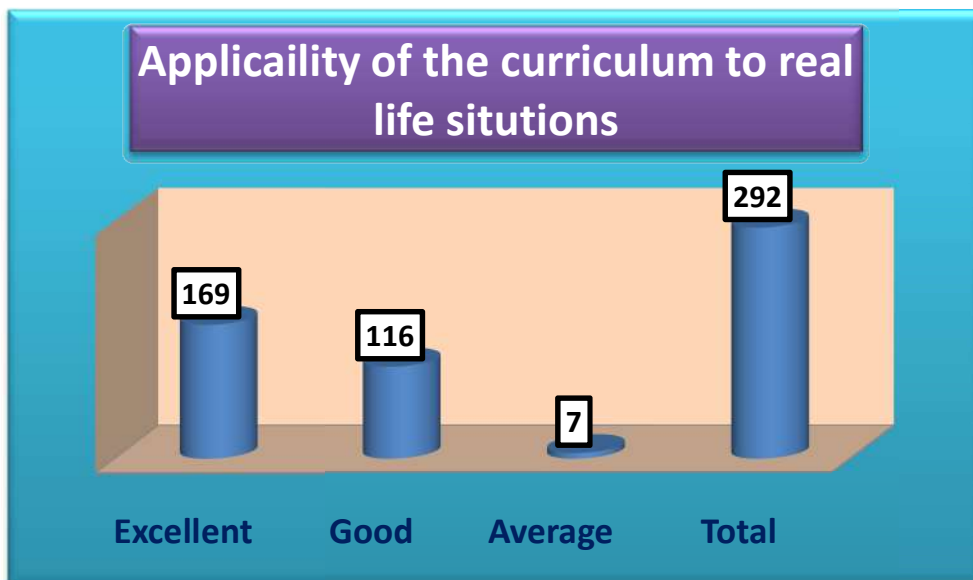
**1. Fulfillment of My (students) Learning Needs:**

Responses: 292



**2. Application of Curriculum to the Real Life Situation:**

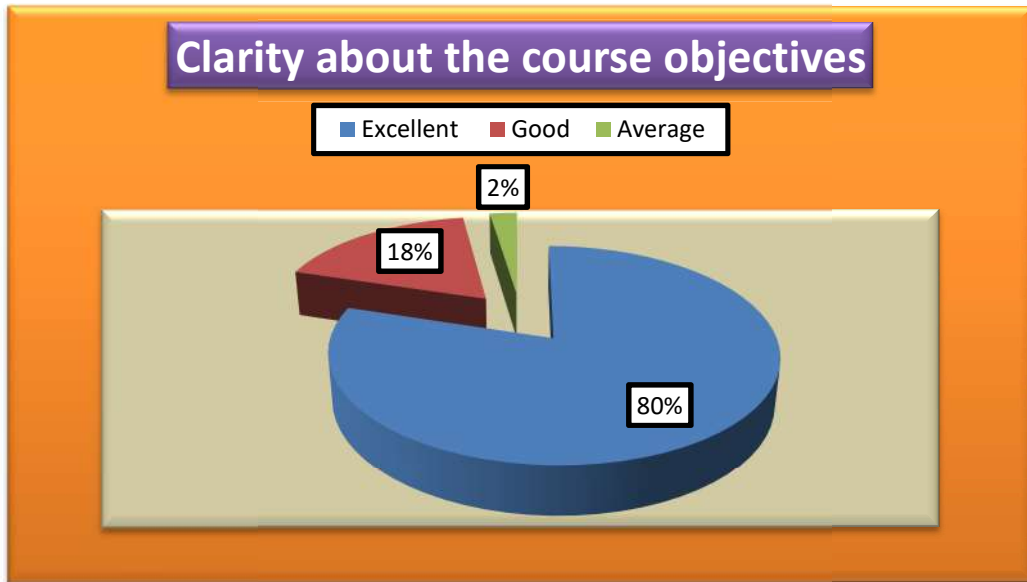
Responses: 292





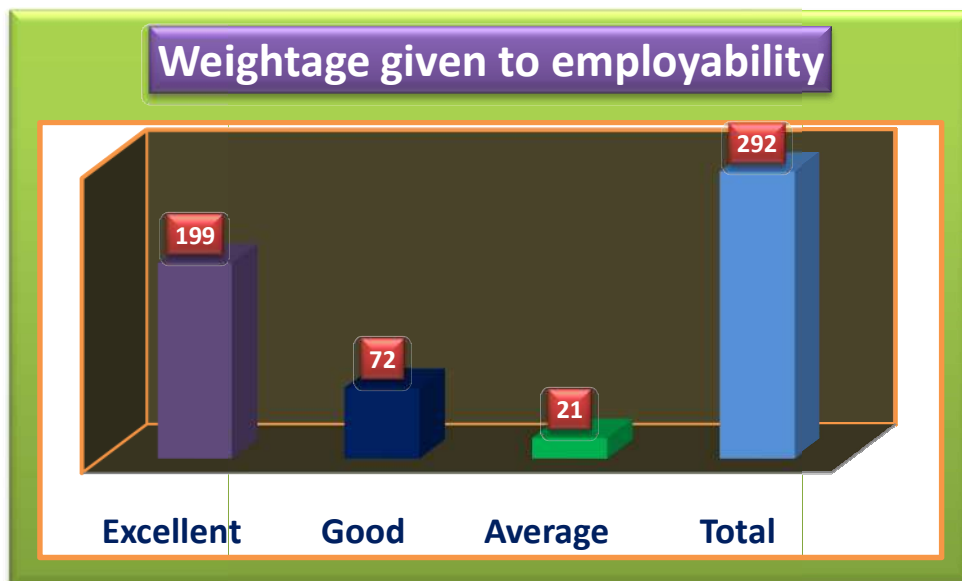
### 3. Clarity about the Course Objectives:

Responses: 292



### 4. Weightage Given to Employability:

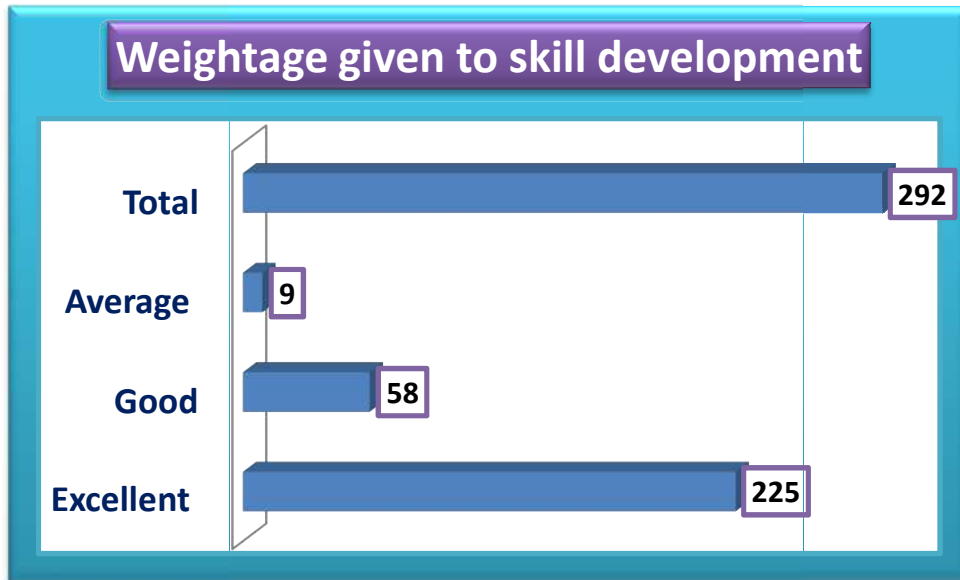
Responses: 292





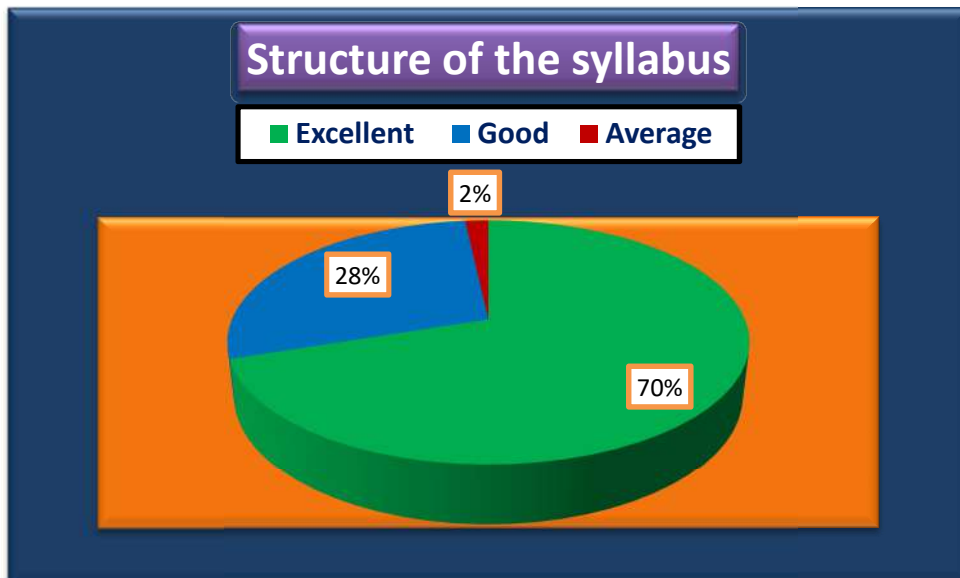
**5. Weightage Given to Skill Development:**

Responses: 292



**6. Structure of the Syllabus:**

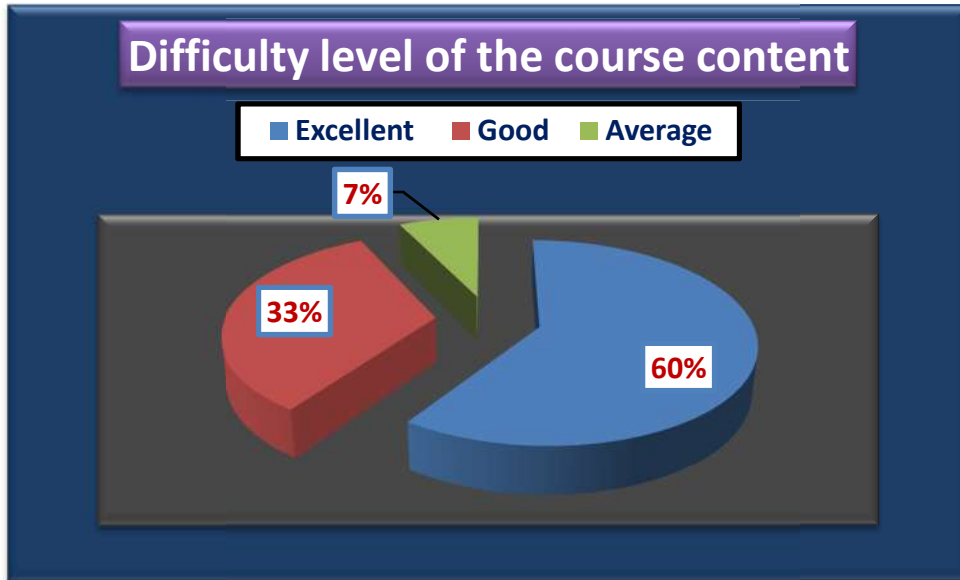
Responses: 292





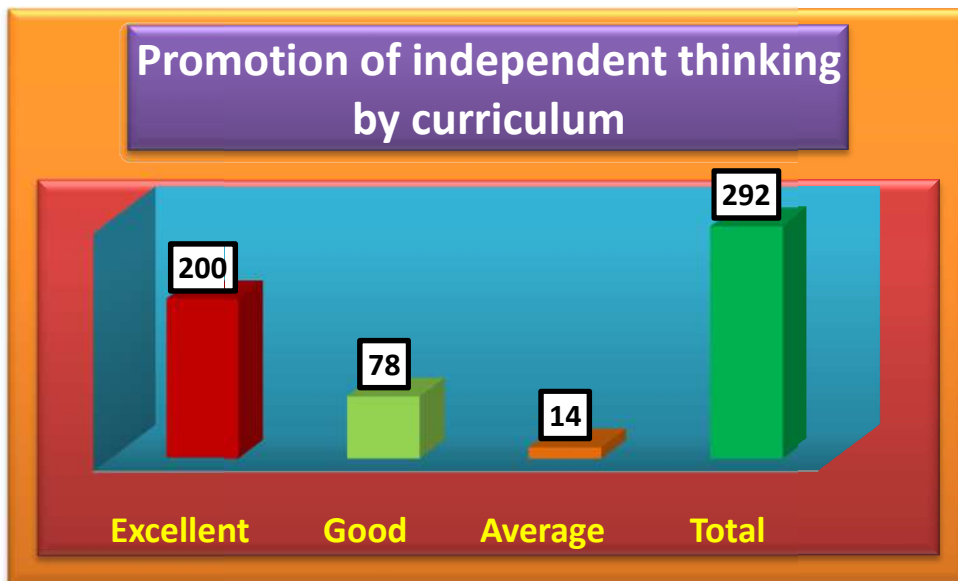
**7. Difficulty Level of Course Contents:**

Responses: 292



**8. Promotion of the Independent Thinking by Curriculum:**

Responses: 292

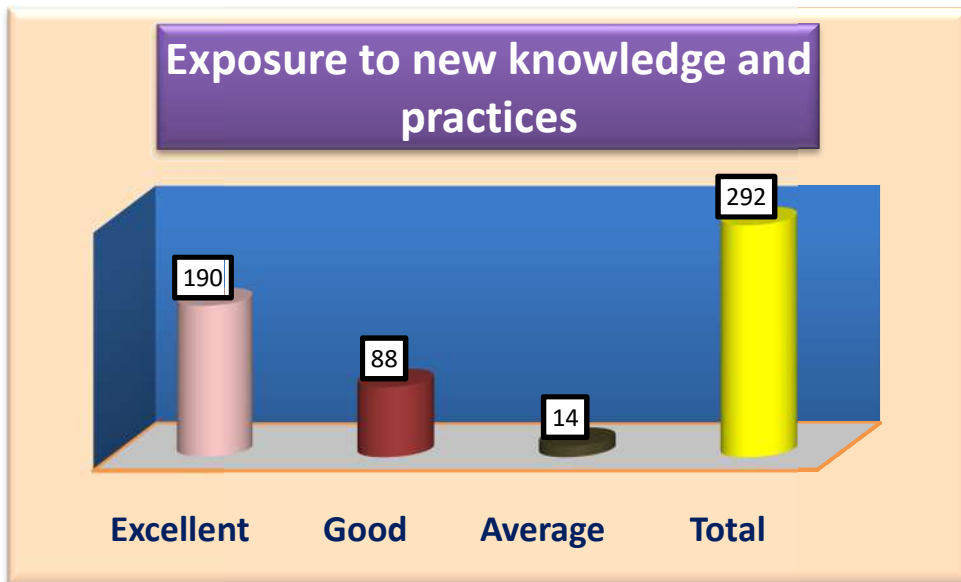






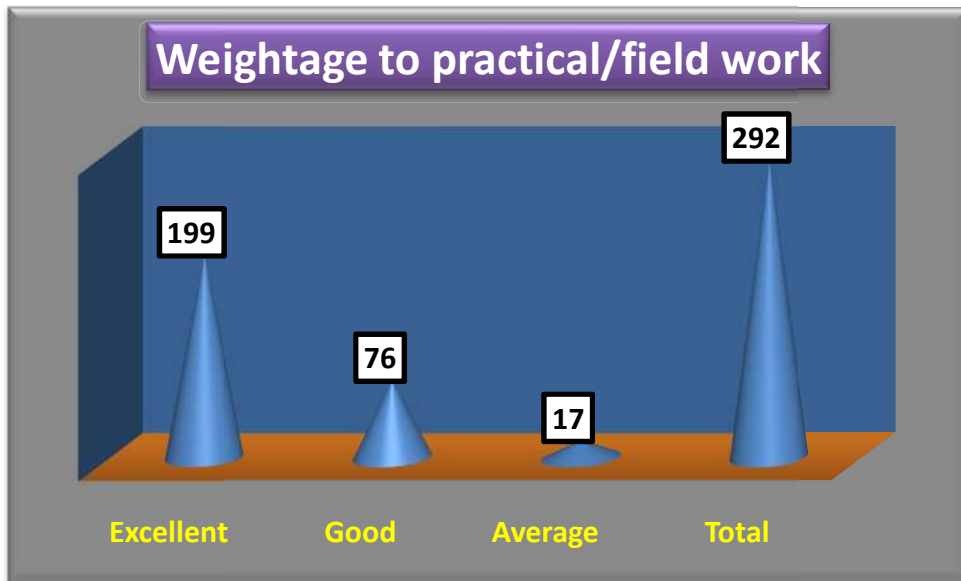
**9. Exposure to New Knowledge and Practices:**

Responses: 292



**10. Weightage to Practical or Field Work:**

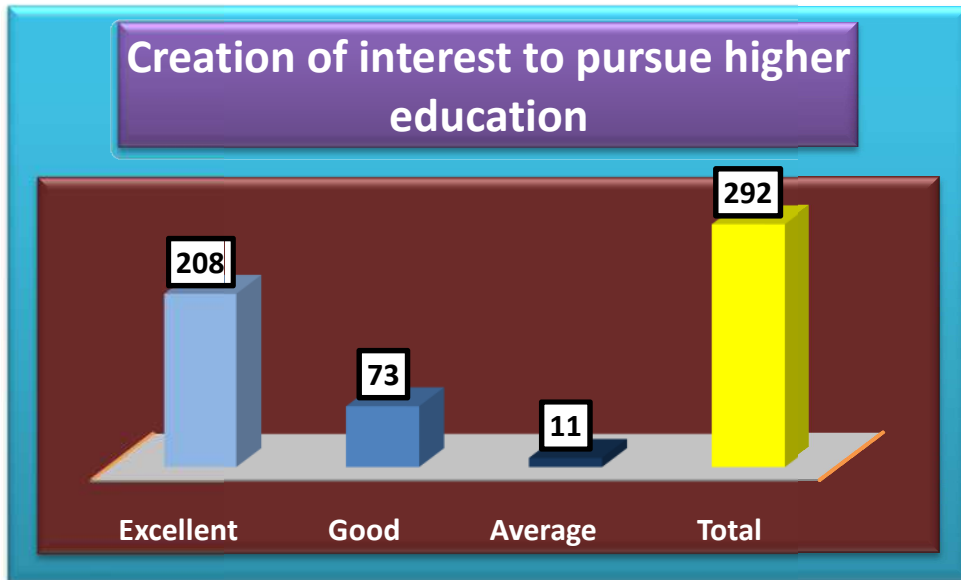
Responses: 292





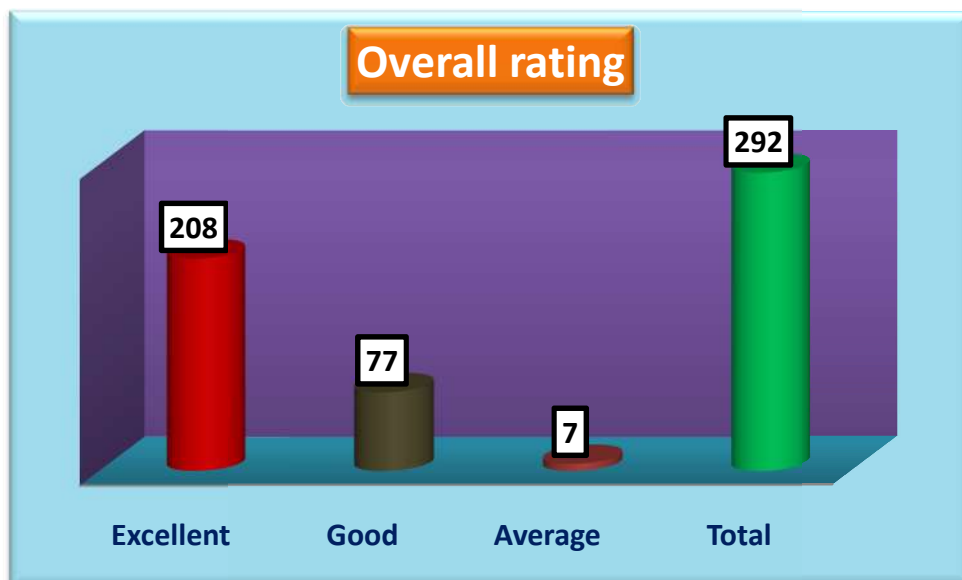
**11. Creation of Interest to Pursue Higher Education:**

Responses: 292



**12. Overall Rating**

Responses: 292





## Respondents Details:

### 1. Fulfillment of My (students) Learning Needs:

From the total 292 student respondents, maximum (236) respondents rated as excellent in respect of fulfillment of their learning needs by curriculum, followed by 53 respondents, rated it as good and only 3 respondents replied as average in this respect.

### 2. Application of the Curriculum to the Real Life Situation:

It is found that the maximum (169) of student's respondent opined that the applicability of the curriculum to the real life situation found excellent, 116 think as good, 7 replied as it is average.

### 3. Clarity about the Course Objectives:

The highest (233) respondents from the total students noted that clarity about the course objectives in curriculum found excellent; followed by 52 remarked as good, 7 thinks it is average.

### 4. Weightage Given to Employability:

From the total 292 respondents, majority (199) of student respondents opined that the Weightage given to employability in curriculum found excellent, 72 opined it is good, 21 rated it is average.

### 5. Weightage Given to Skill Development:

It is found that the highest (225) number of respondents opined that the Weightage given to skill development in curriculum is found excellent. 58 thinks in this case as good, 9 opined as average.

### 6. Structure of the Syllabus:

The six aspect of the feedback is concerned with structure of the syllabus. The collected information indicate that the maximum number of respondents (204) found the structure of the syllabus in curriculum is excellent, followed by 83 says it is good, 5 opined as it is average.

### 7. Difficulty Level of the Course Contents:

From the total 292 respondents, the maximum number of respondents 174 respondents rated as the difficulty level in the course contents in curriculum taught is found excellent, followed by 97 respondents rated to difficulty level of course content in curriculum is as good, 21 respondents says it is average.



#### **8. Promotion of independent Thinking by Curriculum:**

It is observed that majority (200) of the students feel that promotion of independent thinking through curriculum taught is excellent, followed by 78 of them opined as good, 14 observed it is average.

#### **9. Exposure to New Knowledge and Practices:**

From the total 292 student's respondents, highest (190) of the respondents opined that the exposure to new knowledge and practices in curriculum taught found excellent. 88 think as good, 14 observed it is as average.

#### **10. Weightage to Practical or field work:**

It is observed that the maximum (199) respondents think that Weightage to practical and field work in curriculum is found excellent. The 76 respondents remarked in this respect as good, 17 respondents says Weightage given to practical or field work in curriculum is average.

#### **11. Creation of Interest to Pursue Higher Education:**

From the total 292 respondents highest (208) opined that the creation of interest to pursue higher education from curriculum is found excellent, followed by 73 thinks that it is good, 11 says it is average.

#### **12. Overall rating:**

It is found that maximum 208 students respondent rated to curriculum found excellent, 77 think it is good, 1 rated it as average.

**Marathwada Shikshan Prasarak Mandal's  
DEOGIRI COLLEGE, AURANGABAD**



**Conclusion:**

The consolidated feedback report of students on curriculum is shared with the all HOD's / Coordinators / Officials of different departments for further appropriate action and decision making in this respect.

**IQAC Coordinator**

**Principal**



**A REPORT ON THE TEACHERS FEEDBACK ON CURRICULUM**  
**ACADEMIC YEAR 2021 – 2022**

Feedback on curriculum collected from the teachers of various discipline in the college for the academic year 2021-2022 on various important aspects which include:

1. Applicability of the syllabus to Local Developmental Needs
2. Difficulty Level of the Syllabus
3. Clarity about the Course Objectives
4. Weightage given to Employability
5. Depth of the Course Content
6. Incorporation of the Latest Knowledge & Information
7. Research Possibilities
8. Mechanism Used for Development/Revision of Curriculum by BoS
9. Weightage Given to Learning Values Like knowledge, skills, analytical abilities, etc.
10. Relevance of Course Outcomes
11. Quality and Clarity of Textual/Study/Reference Material Suggested
12. Overall Rating

**175 teachers participated in the survey consisting of 12 aspects/questions on curriculum.**



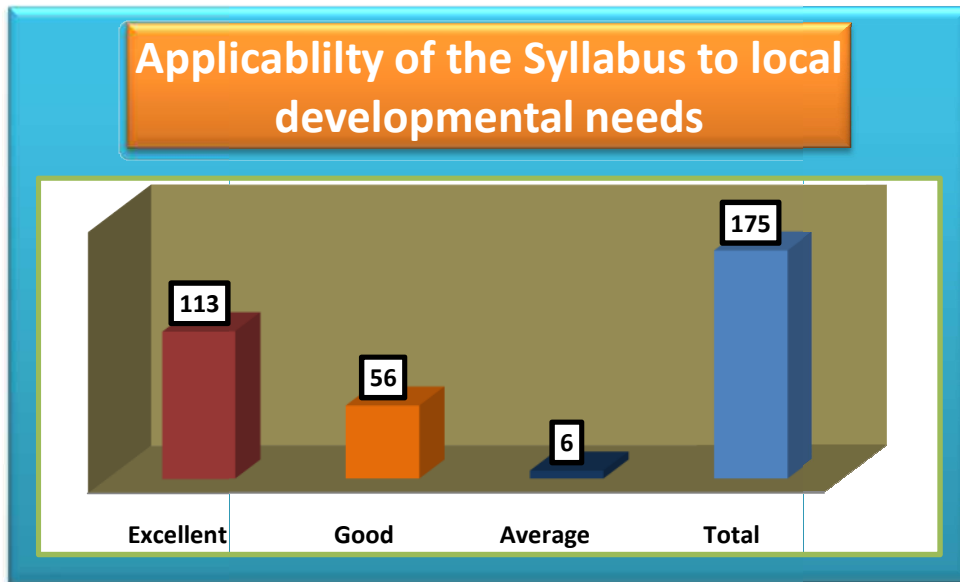
**Summary of Feedback**  
**TEACHERS FEEDBACK ON CURRICULUM**  
**ACADEMIC YEAR 2021 – 2022**

Sr. NO.	Parameters	Excellent	Good	Average	Total
1	Applicability of the Syllabus to local developmental needs	113	56	6	175
2	Difficulty level of the syllabus	75	85	15	175
3	Clarity about the Course objectives	109	60	6	175
4	Weightage given to employability	92	69	14	175
5	Depth of the course content	106	60	9	175
6	Incorporation of latest Knowledge and information	106	57	12	175
7	Research Possibilities	102	58	15	175
8	Mechanism used for development revision of curriculum by BOS	92	75	8	175
9	Weightage given to learning values like knowledge skill, analytical	115	53	7	175
10	Relevance of course outcomes	107	66	2	175
11	Quality and Clarity of textual/study/ reference material suggested	111	61	3	175
12	Overall Rating	111	60	4	175



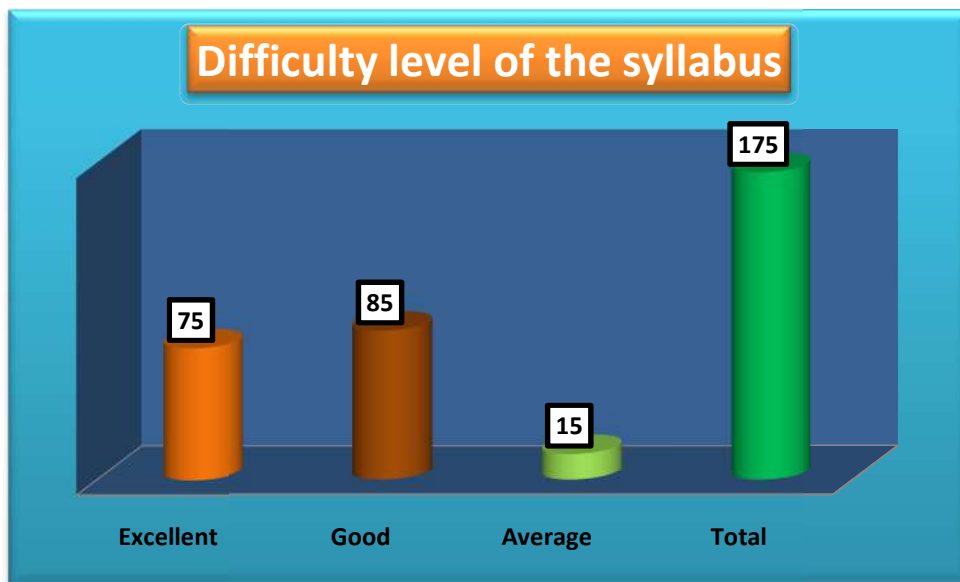
**1. Applicability of the syllabus to Local Developmental Needs:**

Responses: 175



**2. Difficulty Level of the Syllabus:**

Responses: 175

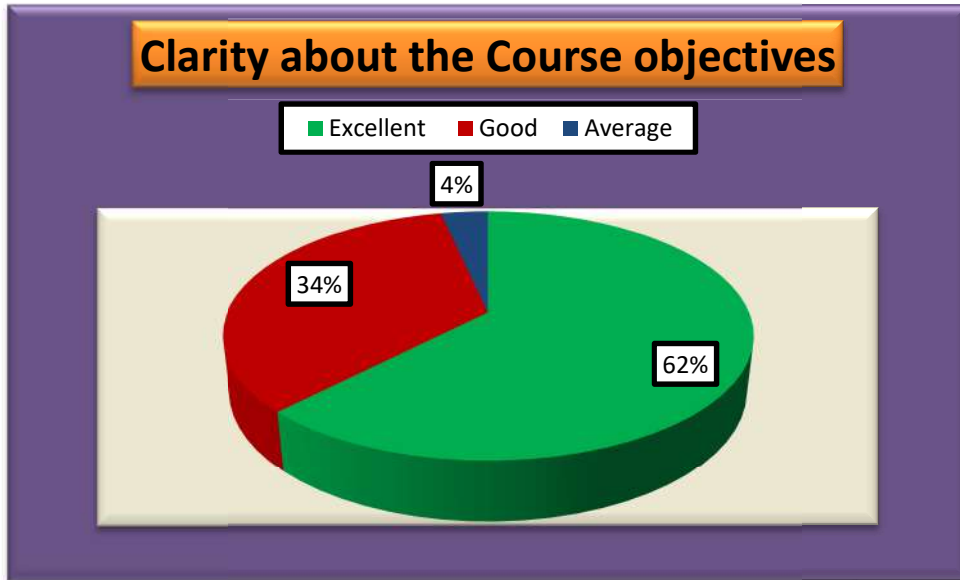






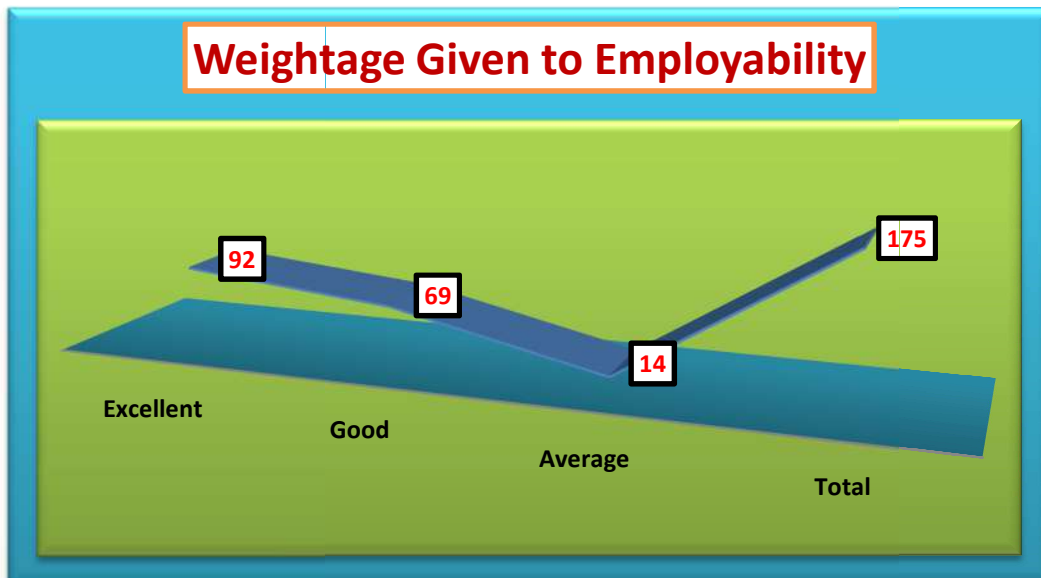
### 3. Clarity about the Course Objectives:

Responses: 175



### 4. Weightage given to Employability:

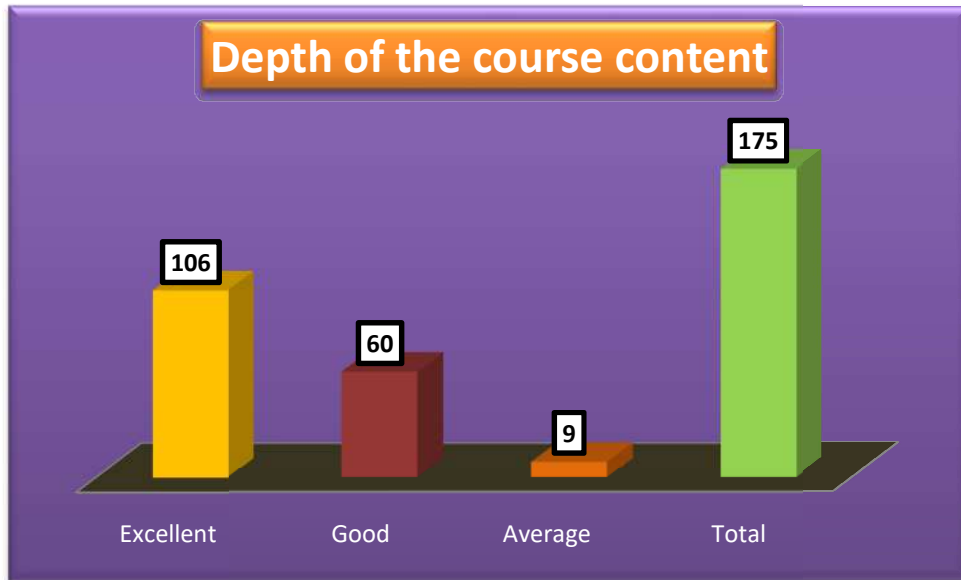
Responses: 175





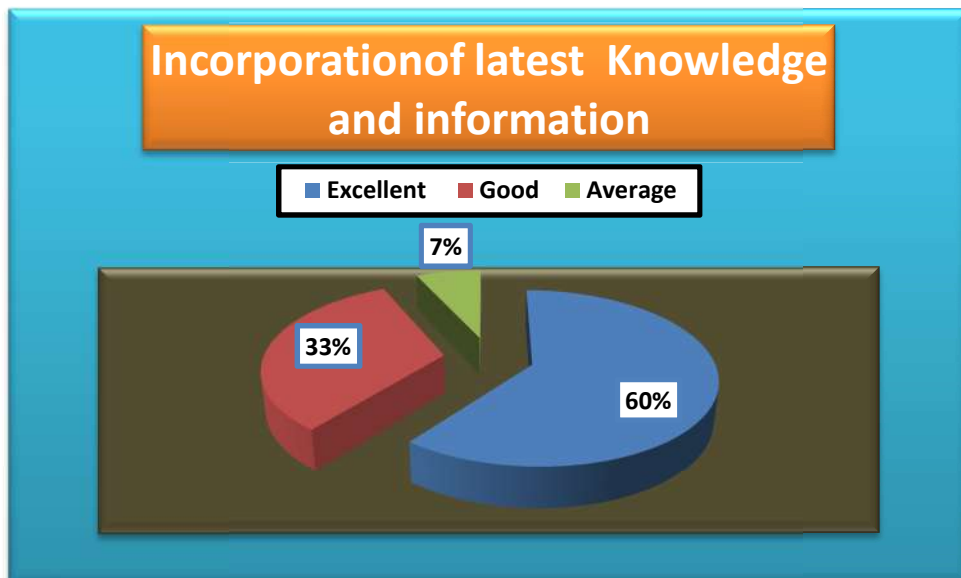
**5. Depth of the Course Content:**

Responses: 175



**6. Incorporation of the Latest Knowledge & Information:**

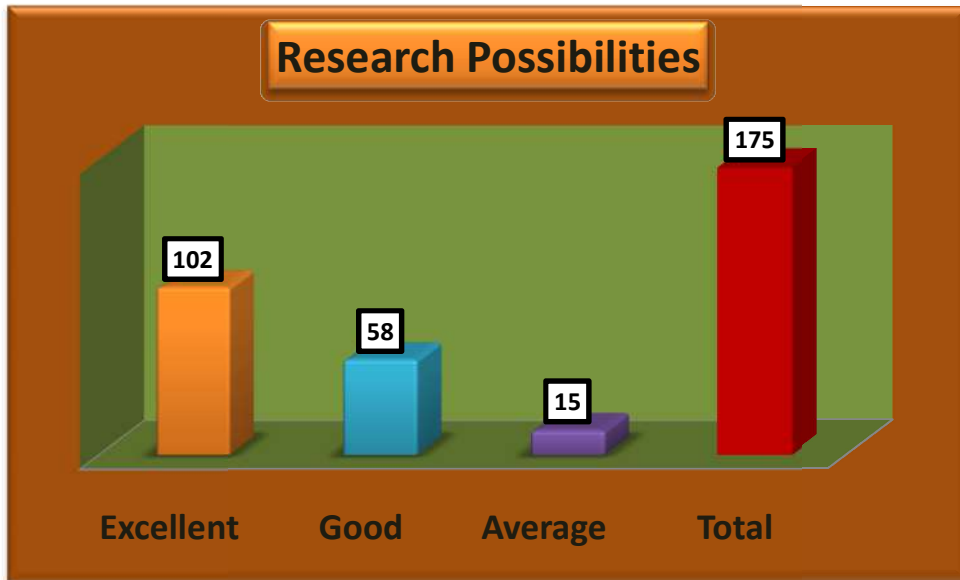
Responses: 175





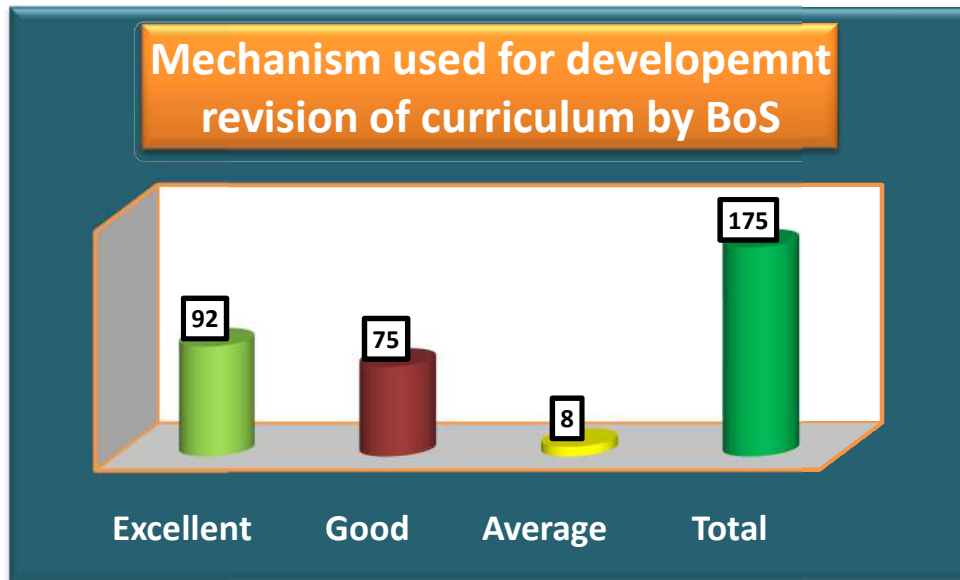
**7. Research Possibilities:**

Responses: 175



**8. Mechanism Used for Development/Revision of Curriculum by BoS:**

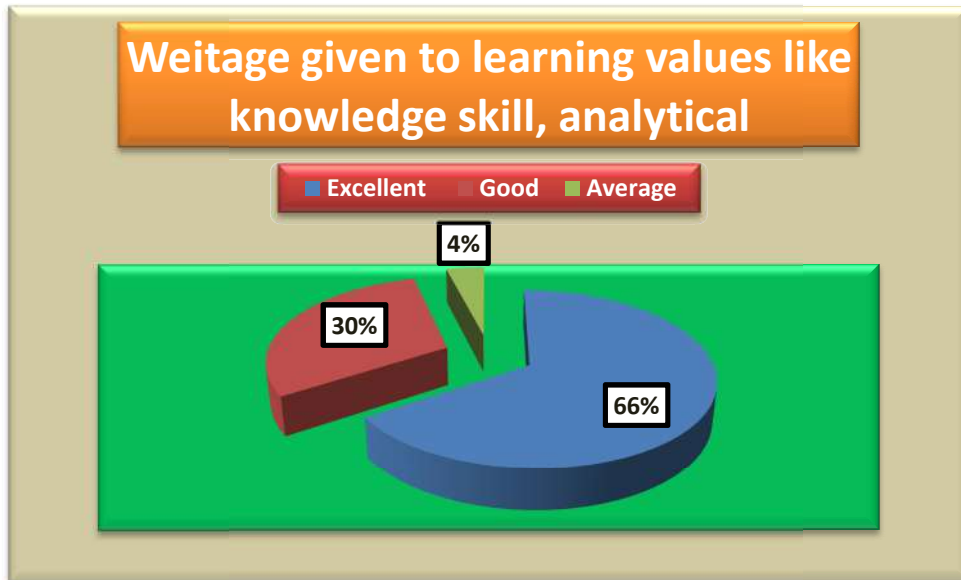
Responses: 175





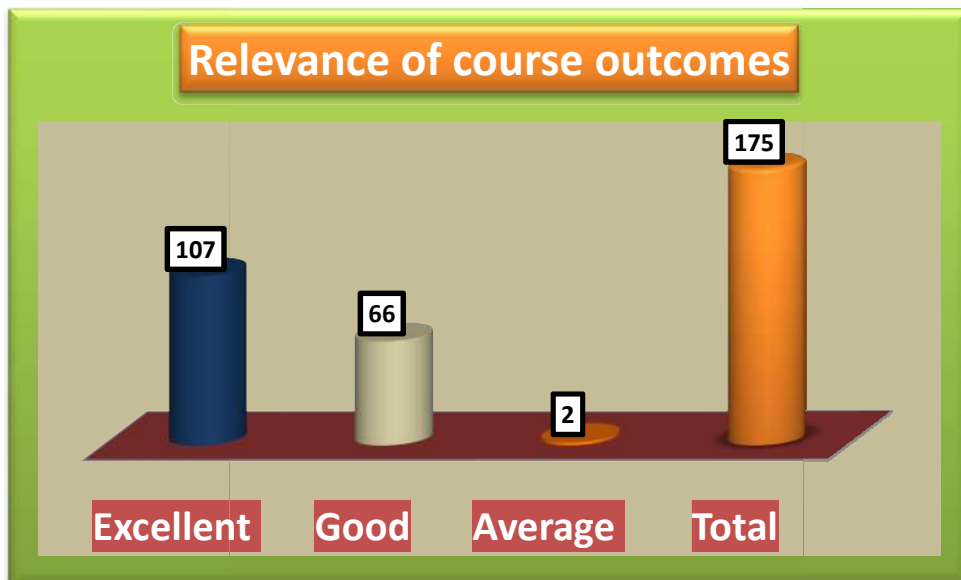
**9. Weightage Given to Learning Values Like knowledge, skills, analytical abilities, etc.:**

Responses: 175



**10. Relevance of Course Outcomes:**

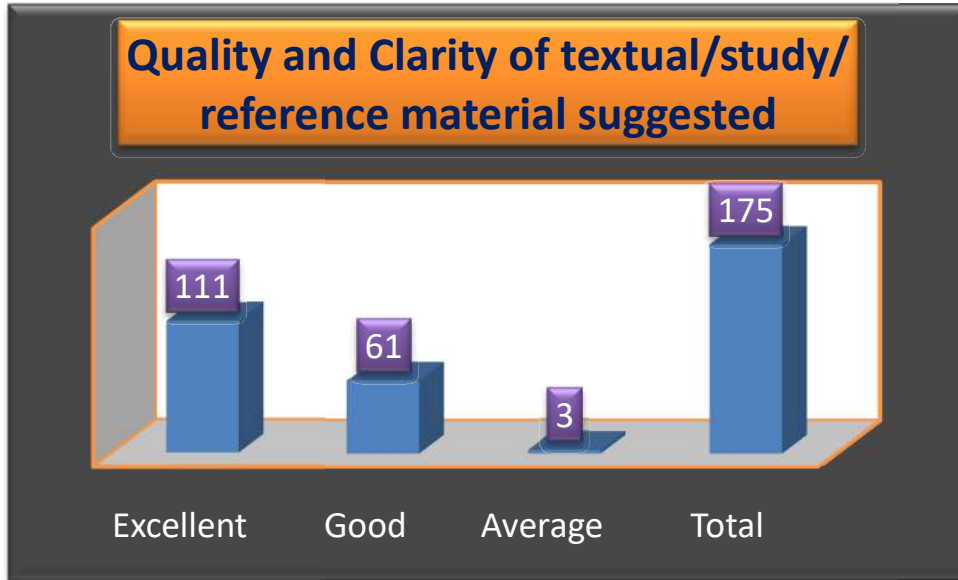
Responses: 175





**11. Quality and Clarity of Textual/Study/Reference Material Suggested:**

Responses: 175



**12. Overall Rating:**

Responses: 175





## Respondents Details:

### 1. Applicability of the syllabus to Local Developmental Needs:

The 175 teacher respondents had given their responses on applicability of the syllabus to local developmental needs. It is found that majority (113) respondents rated as excellent, followed by 56 respondents replied as it is good and 6 respondents say average in this case.

### 2. Difficulty Level of the Syllabus:

It is found that the 75 of teacher respondents opined that the difficulty level of the syllabus in curriculum is found excellent, 85 think it is good and 15 replied as it is average.

### 3. Clarity about the Course Objectives:

The highest 109 (62%) respondents from the total teacher think that clarity about the course objectives in curriculum found excellent; followed by 60(34%) remarked as good, 6(4%) opined it is as average.

### 4. Weightage given to Employability:

The fourth aspect of this survey concerned with Weightage given to employability in curriculum. From the total 175 teacher respondents, majority teachers (92) says that the Weightage given to employability in curriculum found excellent, 69 observed it is good, 14 rated it as average.

### 5. Depth of the Course Content:

As far as depth of the course contents is concerned maximum (106) number of respondents opined that they found it excellent, followed by 60 think it is as good, 9 remarked it as average.

### 6. Incorporation of the Latest Knowledge & Information:

The six aspect of the feedback is concerned with incorporation of the latest knowledge & information. It is observed that the maximum 106 (60%) teachers says that the incorporation of the latest knowledge & information in curriculum found excellent, 57 (33%) says it is good, 12 (7%) rated as it is average.

### 7. Research Possibilities:

From the total 175 teacher respondents, the maximum (102) respondents found research possibilities in curriculum found excellent, followed by 58 and 15 replied as good and average respectively in this respect..



#### **8. Mechanism Used for Development/Revision of Curriculum by BoS:**

The Maximum (58.95%) of the teachers says mechanism used for development / revision of curriculum is found excellent, followed by 35.79% opined as it is good, 5.26% says average and no response received as below average in this case.

#### **9. Weightage Given to Learning Values Like knowledge, skills, analytical abilities, etc.:**

On the feedback of Weightage given to learning values like knowledge, skills, analytical abilities etc. in the curriculum, from the teacher respondents, maximum 115 (66%) of the total respondents opined that the Weightage given to learning values like knowledge, skills as well as analytical abilities in curriculum is found excellent, followed by 53 (30%) says it is good, 7 (4%) replied as average.

#### **10. Relevance of Course Outcomes:**

It is noted that the maximum respondents (107) opined as it is found excellent, followed by 66 and 0 replied as good and average in this respect.

#### **11. Quality and Clarity of Textual/Study/Reference Material Suggested:**

The maximum respondents (111) rated quality and clarity of textual / study / reference material suggested in curriculum found excellent, followed by 61 rated as good, 3 rated as average.

#### **12. Overall rating:**

From the 175 teacher's respondent, the majority of teachers (111) rated to curriculum as excellent, followed by 60 and 4 replied as good and average as far as overall rating to curriculum is concerned.

**Marathwada Shikshan Prasarak Mandal's  
DEOGIRI COLLEGE, AURANGABAD**



**Conclusion:**

The consolidated feedback report of teachers on curriculum is shared with the all HOD's / Coordinators / Officials of different departments for further appropriate action and decision making in this respect.

**IQAC Coordinator**

**Principal**





## **A REPORT ON THE ALUMNI FEEDBACK ON CURRICULUM**

### **ACADEMIC YEAR 2021 – 2022**

Deogiri College has been insisting on sustaining quality in the realm of academic and administrative services. As a professional exercise, the IQAC initiates the conduct of feedback from various stakeholders. Online feedback collected from the recently passed out alumni for the academic year 2021-2022 on various important aspects which include:

1. Fulfillment of learning needs.
2. Applicability of the curriculum to the real life situation
3. Clarity about the course objectives
4. Weightage given to employability
5. Weightage given to skill development
6. Weightage given to entrepreneurship
7. Difficulty level of the course content
8. Promotion of independent thinking by curriculum
9. Usefulness of the curriculum at workplace
10. Usefulness of the curriculum in higher education
11. Fulfillment of learning objectives
12. Overall rating

**572 alumni participated in the survey consisting of 12 aspects.**



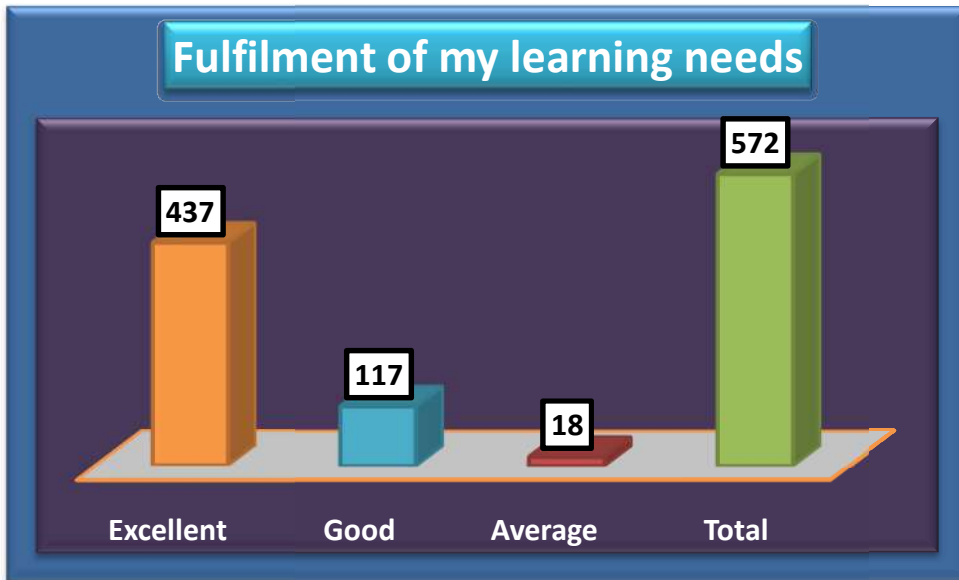
**Summary of Feedback**  
**ALUMNI FEEDBACK ON CURRICULUM**  
**ACADEMIC YEAR 2021 – 2022**

<b>Sr. NO.</b>	<b>Parameters</b>	<b>Excellent</b>	<b>Good</b>	<b>Average</b>	<b>Total</b>
1	Fulfillment of my learning needs	437	117	18	572
2	Applicability of the curriculum to real like situations	436	110	26	572
3	Clarity about the course objectives	447	103	22	572
4	Weightage given to employability	452	96	24	572
5	Weightage given to skill development	461	80	31	572
6	Structure of the syllabus	440	100	32	572
7	Difficulty level of the course content	446	99	27	572
8	Promotion of independent thinking by curriculum	459	93	20	572
9	Exposure to new knowledge and practices	455	97	20	572
10	Weightage to practical / field work	462	89	21	572
11	Creation of interest to pursue higher education	468	80	24	572
12	Overall Rating	461	92	19	572



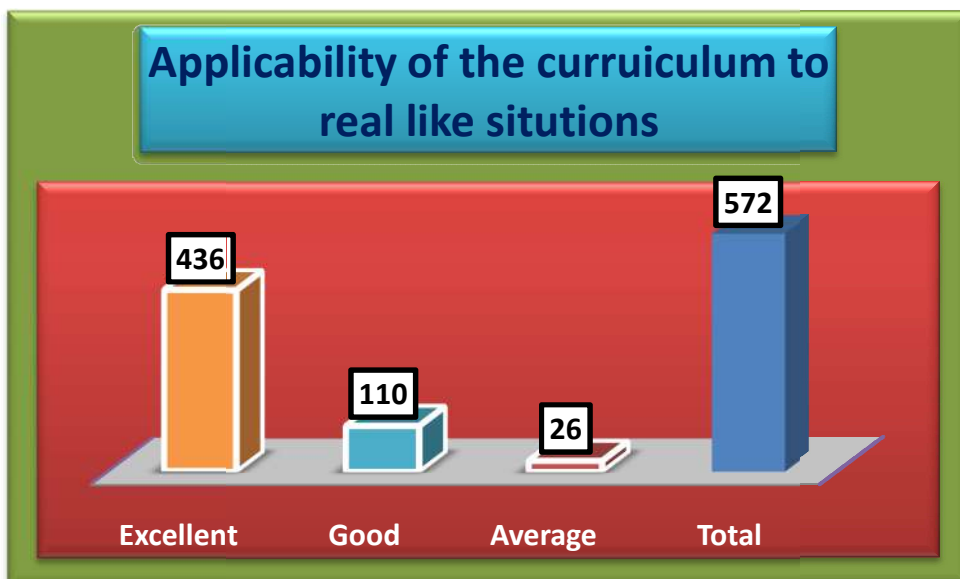
**1. Fulfillment of My Learning Needs :**

Responses: 572



**2. Application of the Curriculum to the Real Life:**

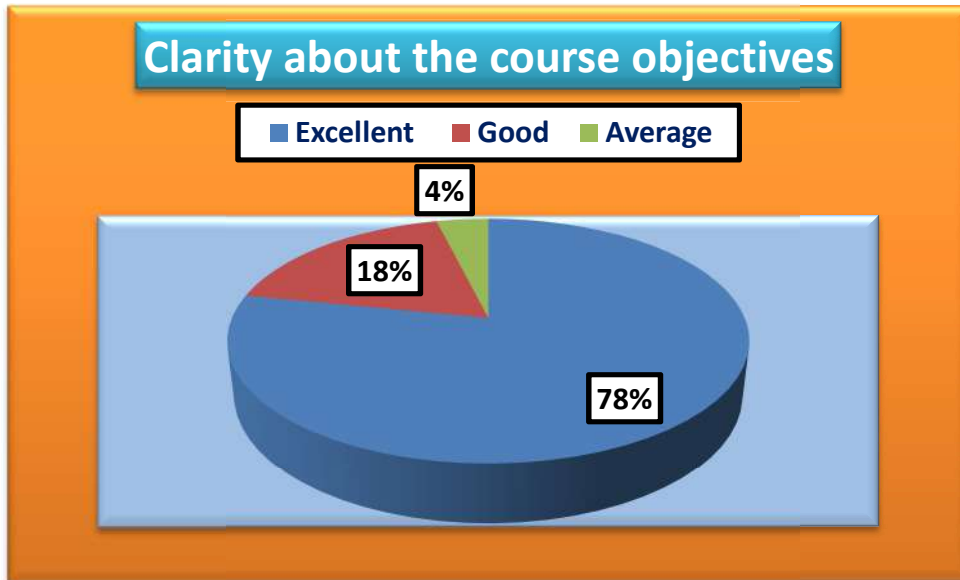
Responses: 572





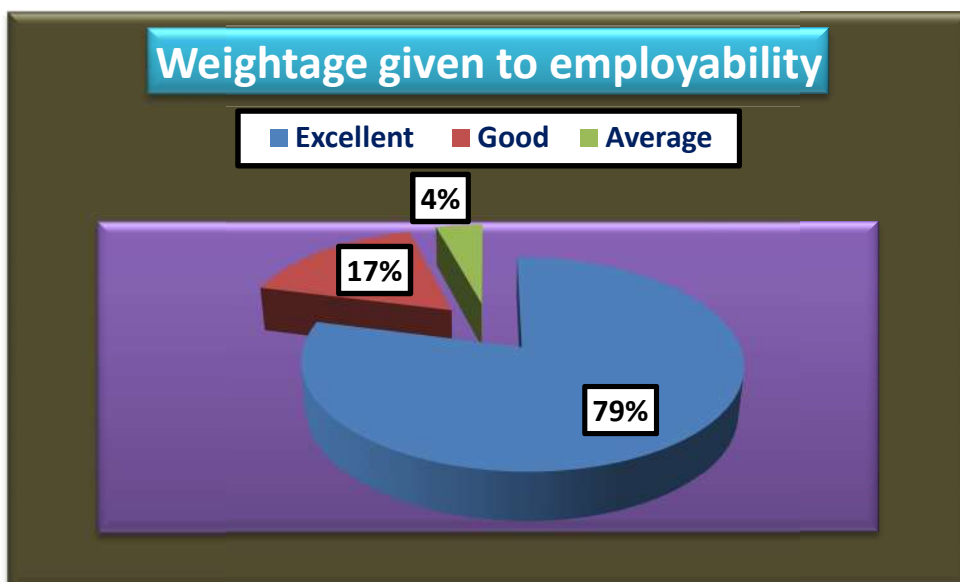
### 3. Clarity about the course Objectives:

Responses: 572



### 4. Weightage Given to Employability:

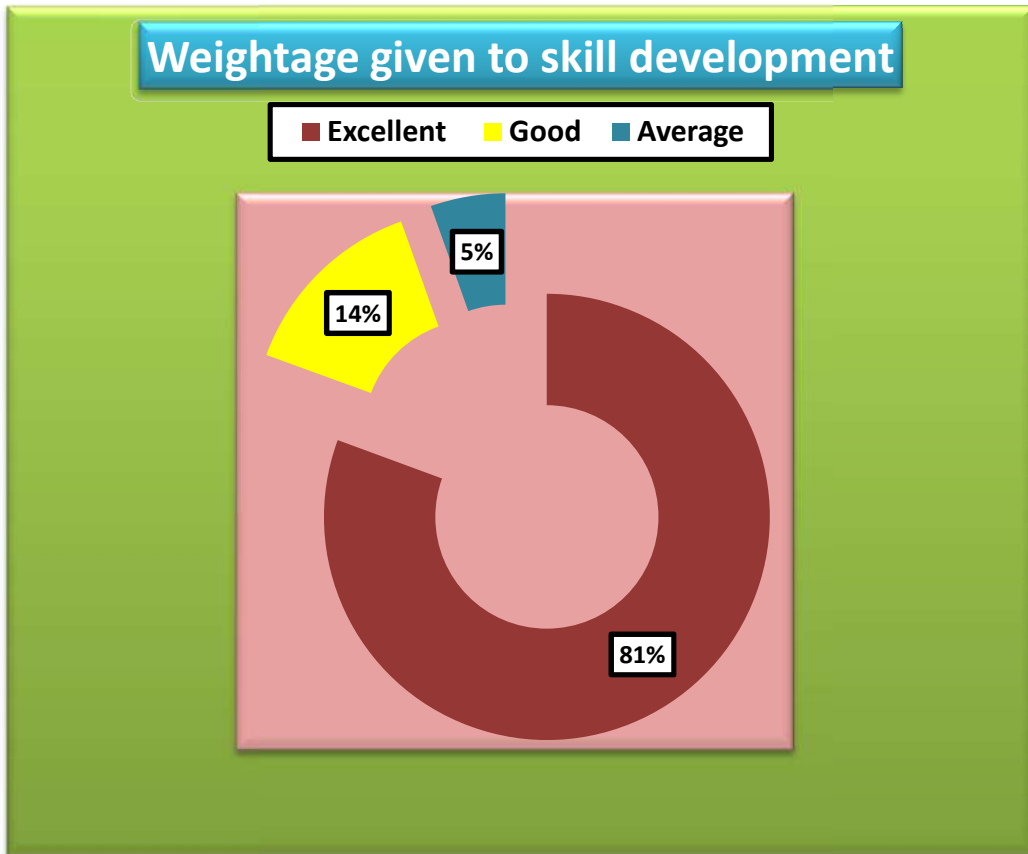
Responses: 572





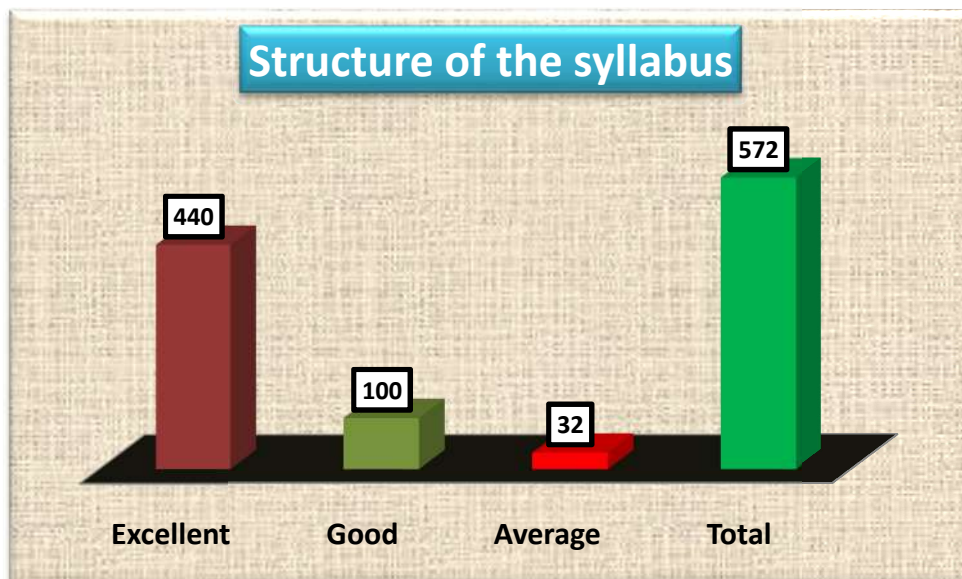
**5. Weightage given to Skill Development:**

Responses: 572



**6. Weightage Given to Entrepreneurship:**

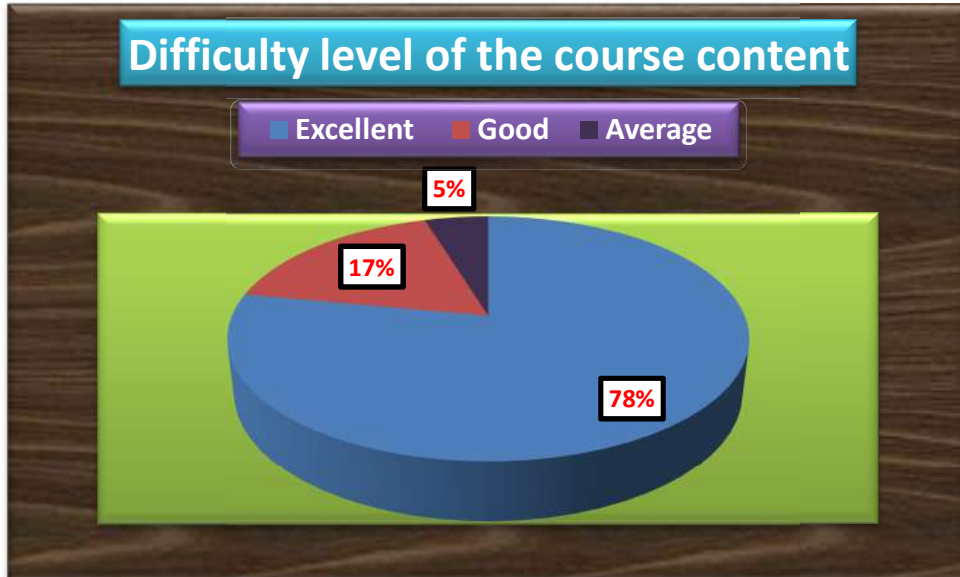
Responses: 572





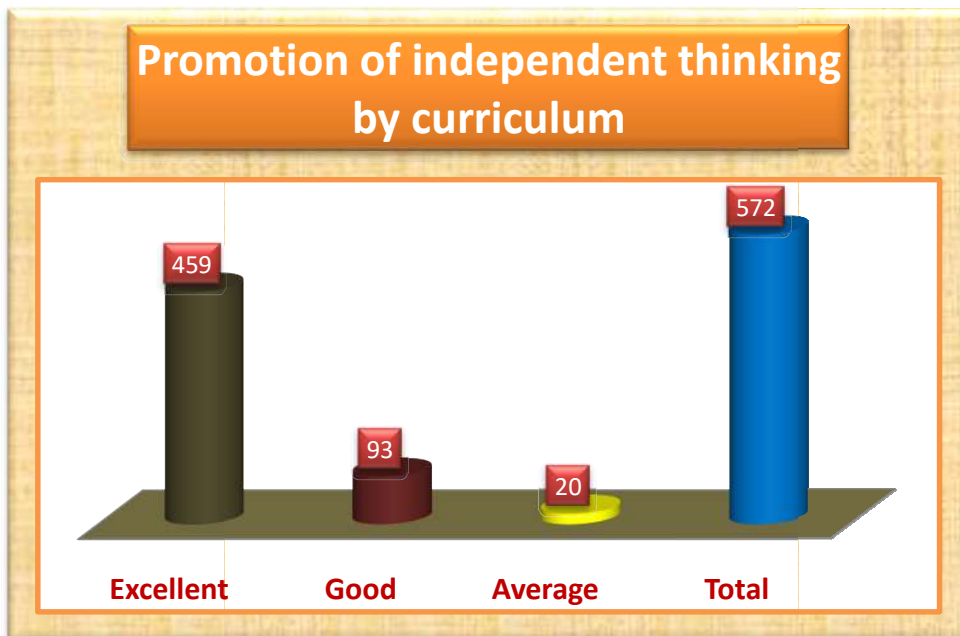
**7. Difficulty Level of the Course Content:**

Responses: 572



**8. Promotion of Independent thinking by Curriculum :**

Responses: 572





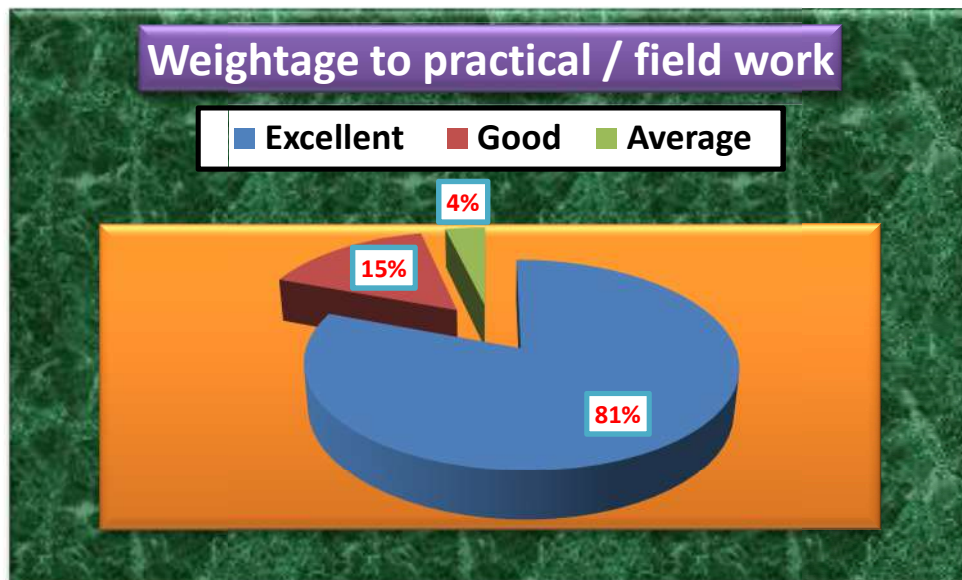
### 9. Exposure of New Knowledge and Practice

Responses: 572



### 10. Weightage to Practical and Fieldwork:

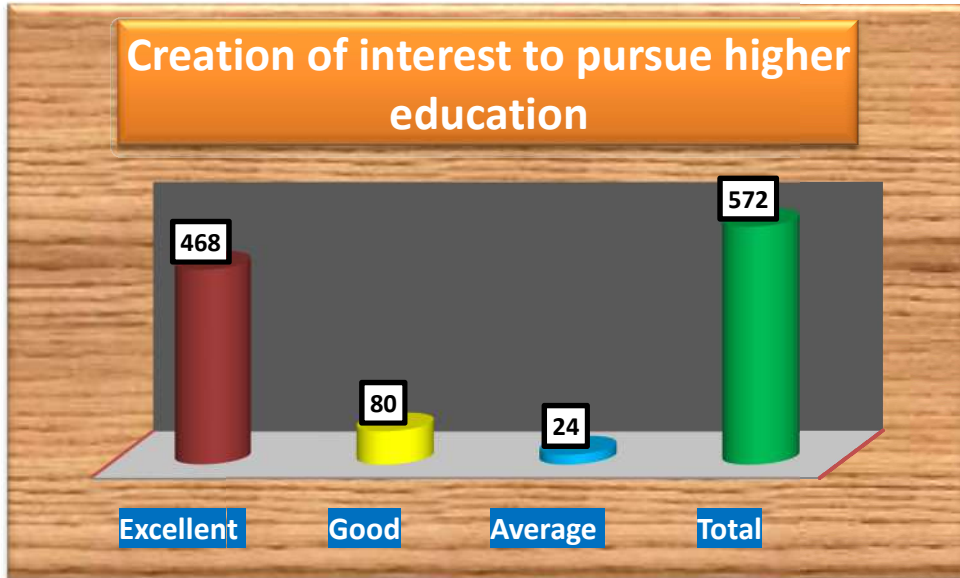
Responses: 572





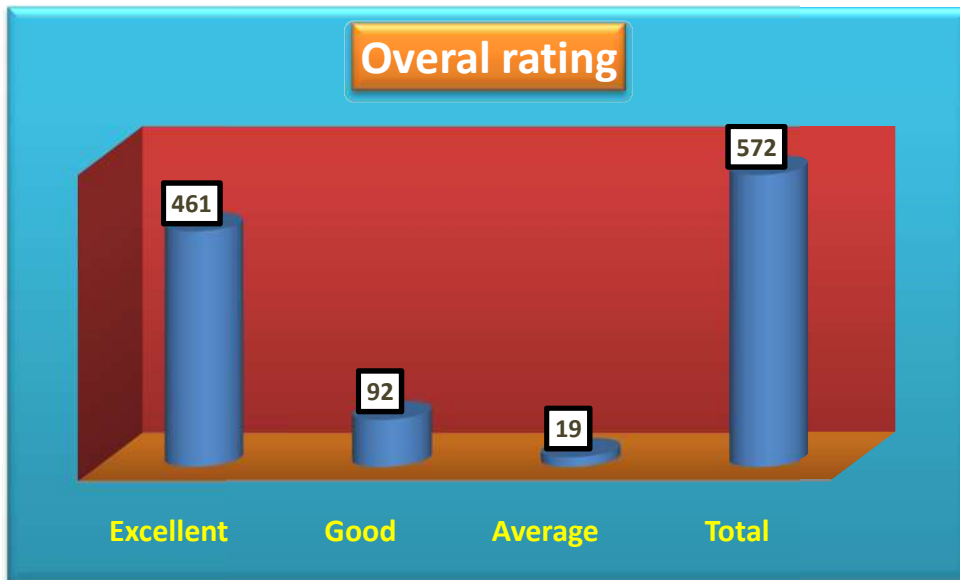
**11. Creation of Interest to Pursue Higher Education:**

Responses: 572



**12. Overall Rating:**

Responses: 572







### Respondent's details:

#### 1. Fulfillment of Learning Needs:

From the total 572 respondents, maximum (437) respondents rated fulfillment of learning needs from curriculum as excellent, followed by 117 and 18 of respondents rated as good and average respectively.

#### 2. Application of the Curriculum to the Real Life:

It is noted that the majority 436 of alumni respondents opined that the applicability of the curriculum to the real life found excellent, 110 think it is as good, 26% remarked as average.

#### 3. Clarity about the course Objectives:

From the total 572 alumni respondents, the maximum 447 (78%) marked their responses as excellent, followed by 103 (18%) replied as good and 22 (04%) replied as average.

#### 4. Weightage given to Employability:

From the total 572 alumni respondents, it is found that the maximum 452 (79%) alumni opined that the Weightage given to the employability in curriculum is excellent, followed by 96 (17%) remarked as good and 24 (4%) opined as average.

#### 5. Weightage given to skill development:

The maximum 461(81%) of respondents the Weightage given to the skill development in curriculum found excellent , 80 (14%) rated as good, 21 (5%) think it is as average.

**6. Weightage given to entrepreneurship:** It is observed that the highest (440) number of respondents opined that the Weightage given to the entrepreneurship in curriculum is found excellent, 100 opined in this case as good, 32 remarked as average.

#### 7. Difficulty level of the course content:

It is remarkable that the maximum 446 (78%) respondents think that the difficulty level of the course content is excellent in curriculum taught, followed by 99 (17%) remarked as good and 27(5%) opined as average.

#### 8. Promotion of Independent thinking by curriculum:

From the total 572 alumni respondents, the maximum 459 respondents opined as the promotion of Independent thinking by curriculum taught is excellent, 93 think good, 20 remarked as average.



### **9. Exposure to New Knowledge and Practice:**

From the total 572 respondents, highest 455 of the alumni expressed that curriculum taught are useful to exposure to new knowledge and practice as they says excellent in this case. 97 of them opined as good, 20 remarked as average in this respect.

### **10. Weightage to Practical / Field work:**

The maximum 462 (81%) of the respondents alumni expressed weightage given to practical and curriculum taught found excellent followed by 89 (15%) opined as good and 21 (4%) remarked as average in this case.

### **11. Creation of Interest to Pursue Higher Education:**

It is observed that the majority 468 replied on creation of interest to pursue higher education in curriculum found excellent, 80 respondents opined as good, 24 think as average regarding to creation of interest to pursue higher education.

### **12. Overall rating:**

The final question in feedback is about overall rating regarding the curriculum. From the total 572 respondents maximum 461 rated to curriculum as excellent, 92 replied as good and 19 Respondents think it is average.

### **Conclusion:**

The consolidated feedback report is shared with the all HOD's / Coordinators / Officials of different departments for further appropriate action and decision making.

**IQAC Coordinator**

**Principal**